

Portfolio: TEIKO GLOBAL EQUITY & FX

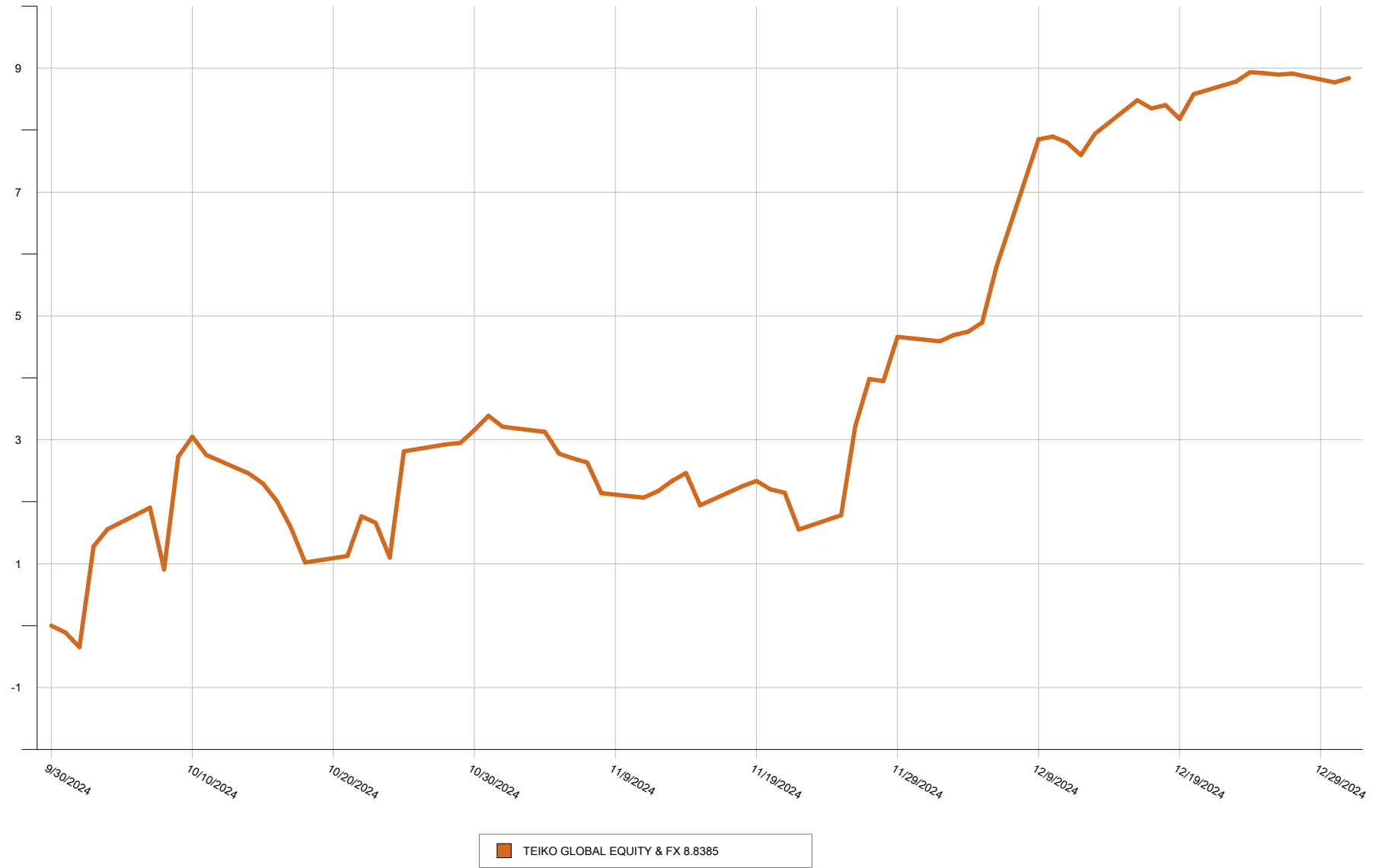
Benchmark: Default (None)

Start Date: 9/30/2024

End Date: 12/31/2024

Currency: EUR

Total Return %



This report may not be modified or altered in any way. The BLOOMBERG PROFESSIONAL service and BLOOMBERG Data are owned and distributed locally by Bloomberg Finance LP ("BFLP") and its subsidiaries in all jurisdictions other than Argentina, Bermuda, China, India, Japan and Korea (the "BFLP Countries"). BFLP is a wholly-owned subsidiary of Bloomberg LP ("BLP"). BLP provides BFLP with all the global marketing and operational support and service for the Services and distributes the Services either directly or through a non-BFLP subsidiary in the BLP Countries. BFLP, BLP and their affiliates do not provide investment advice, and nothing herein shall constitute an offer of financial instruments by BFLP, BLP or their affiliates.

User Name: MANEL NOGUERON

Portfolio: TEIKO GLOBAL EQUITY & FX

Start Date: 9/30/2024

End Date: 12/31/2024

Currency: EUR

Method: MAC

Atribución - Principal

	Total Return (%)	Contribution to Return (%)	Allocation Effect (%)	Selection Effect (%)	Currency Effect (%)	Transaction Effect (%)	Lev	Px Diff	Px Rtn	Inc Rtn	Curr Rtn
TEIKO GLOBAL EQUITY & FX	8.84	8.84							10.15	-0.01	-1.30
Communication Services	30.96	-0.16							31.37	0.00	-0.41
ALPHABET INC-CL A	3.41	-0.02							3.13	0.00	0.28
LIVE NATION ENTERTAINMENT IN	0.25	-0.01							0.83	0.00	-0.59
OMNICOM GROUP	-2.21	-0.08							-2.49	0.00	0.28
SNAP INC - A	0.05	0.00							1.94	0.00	-1.89
WALT DISNEY CO/THE	1.84	-0.05							0.81	0.00	1.03
Consumer Discretionary	16.40	0.42							17.67	-2.93	1.67
ALIBABA GROUP HOLDING-SP ADR	1.85	-0.11							1.91	0.00	-0.06
AMAZON.COM INC	6.97	0.22							6.24	0.00	0.73
BOOKING HOLDINGS INC	-2.36	-0.05							-1.90	0.00	-0.47
GENERAL MOTORS CO	2.02	0.10							2.85	0.00	-0.83
HILTON WORLDWIDE HOLDINGS IN	-2.85	0.03							-3.09	0.00	0.24
PULTEGROUP INC	-11.71	-0.08							-13.20	0.18	1.32
ROSS STORES INC	3.23	0.17							2.19	0.00	1.04
TESLA INC	-0.01	0.00							-0.90	0.00	0.89
TRIP.COM GROUP LTD-ADR	-2.37	0.13							-2.05	0.00	-0.32
Consumer Staples	3.68	0.06							3.48	0.00	0.19
ESTEE LAUDER COMPANIES-CL A	6.36	-0.02							5.66	0.00	0.70
MONDELEZ INTERNATIONAL INC-A	1.72	0.06							1.43	0.00	0.29
MONSTER BEVERAGE CORP	-4.16	0.02							-3.41	0.00	-0.75
Financials	14.91	-1.19							4.08	1.93	8.89
COINBASE GLOBAL INC -CLASS A	8.04	-0.23							8.96	0.00	-0.92
FIDELITY NATIONAL INFO SERV	2.18	0.03							0.89	0.43	0.86
MOODY'S CORP	11.63	-1.04							3.00	0.19	8.45
SOFI TECHNOLOGIES INC	-0.63	0.05							-1.27	0.00	0.64
Health Care	1.65	0.12							1.76	0.00	-0.12
MEDTRONIC PLC	1.65	0.12							1.76	0.00	-0.12
Industrials	-1.05	0.03							-2.45	0.00	1.39
CSX CORP	1.73	0.13							0.61	0.00	1.13
GENERAL DYNAMICS CORP	-2.74	-0.10							-3.02	0.00	0.28
Information Technology	61.24	-1.08							51.56	0.00	9.68
AMPHENOL CORP-CL A	0.77	-0.05							-0.13	0.00	0.89
APPLE INC	1.28	-0.07							1.32	0.00	-0.04
HP INC	-3.17	-0.21							-4.59	0.00	1.42
INTUIT INC	-0.40	0.01							-1.56	0.00	1.16
MOTOROLA SOLUTIONS INC	13.93	-0.81							6.17	0.00	7.76
SALESFORCE INC	-2.82	0.04							-3.49	0.00	0.67
TEXAS INSTRUMENTS INC	0.61	0.00							-0.29	0.00	0.89
Materials	-4.45	0.35							-4.91	0.27	0.19
CORTEVA INC	-5.70	0.29							-5.22	0.26	-0.74
DOW INC	0.65	0.01							-0.02	0.00	0.67
LYONDELLBASELL INDU-CL A	0.98	0.03							0.30	0.00	0.68
NEWMONT CORP	0.46	0.02							0.17	0.00	0.29
Real Estate	8.51	-1.10							0.78	0.00	7.73
CBRE GROUP INC - A	9.56	-1.10							1.26	0.00	8.30
ZILLOW GROUP INC - A	-1.96	0.00							-2.35	0.00	0.39
Not Classified	12.80	11.40							12.80	0.00	0.00
Short Margin of TEIKO GLOBAL EQUITY & FX	0.00	0.00							0.00	0.00	0.00
TEIKO CURRENCY	17.85	11.40							17.85	0.00	0.00

This report may not be modified or altered in any way. The BLOOMBERG PROFESSIONAL service and BLOOMBERG Data are owned and distributed locally by Bloomberg Finance LP ("BFLP") and its subsidiaries in all jurisdictions other than Argentina, Bermuda, China, India, Japan and Korea (the "BFLP Countries"). BFLP is a wholly-owned subsidiary of Bloomberg LP ("BLP"). BLP provides BFLP with all the global marketing and operational support and service for the Services and distributes the Services either directly or through a non-BFLP subsidiary in the BLP Countries. BFLP, BLP and their affiliates do not provide investment advice, and nothing herein shall constitute an offer of financial instruments by BFLP, BLP or their affiliates.

Portfolio: TEIKO GLOBAL EQUITY & FX

Benchmark: Default (None)

Start Date: 9/30/2024

End Date: 12/31/2024

Currency: EUR

Price: PRIMARY

Return Unit: Percentage

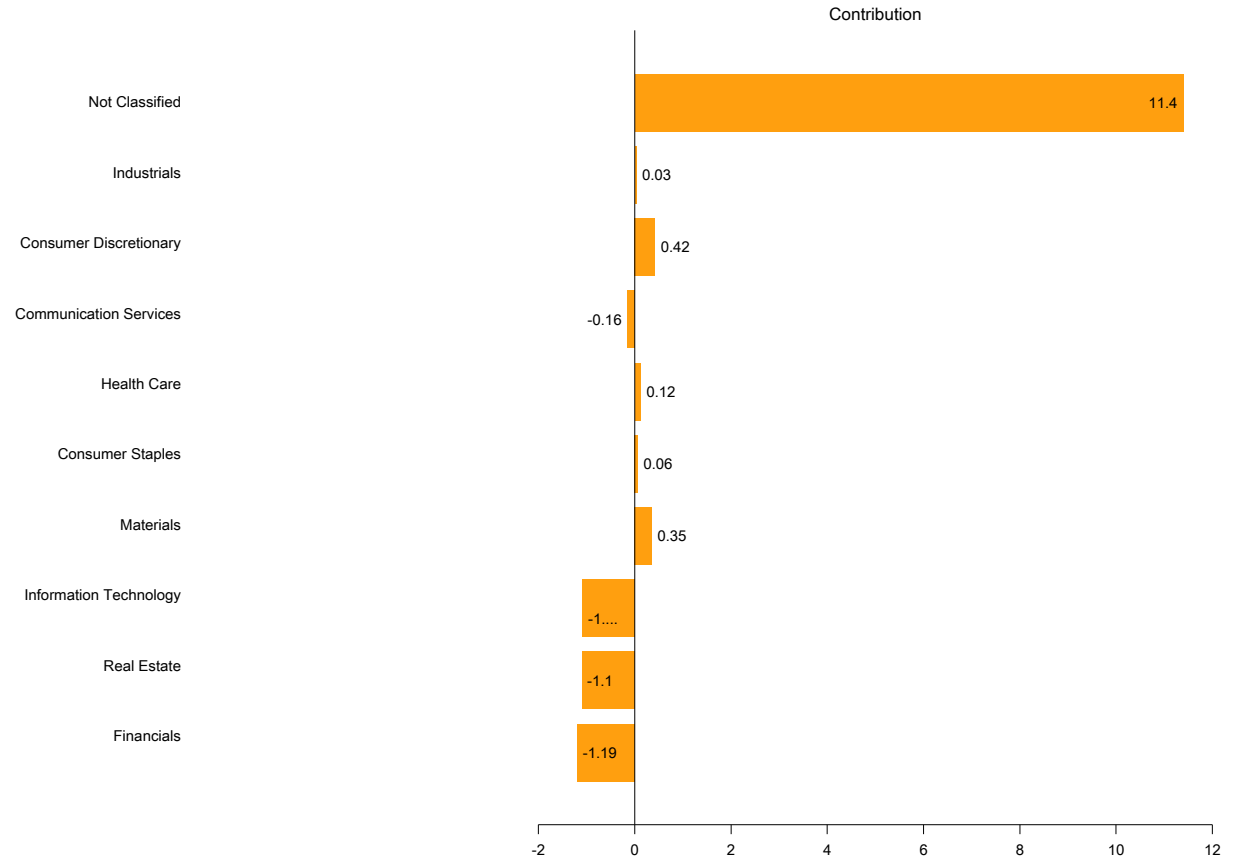
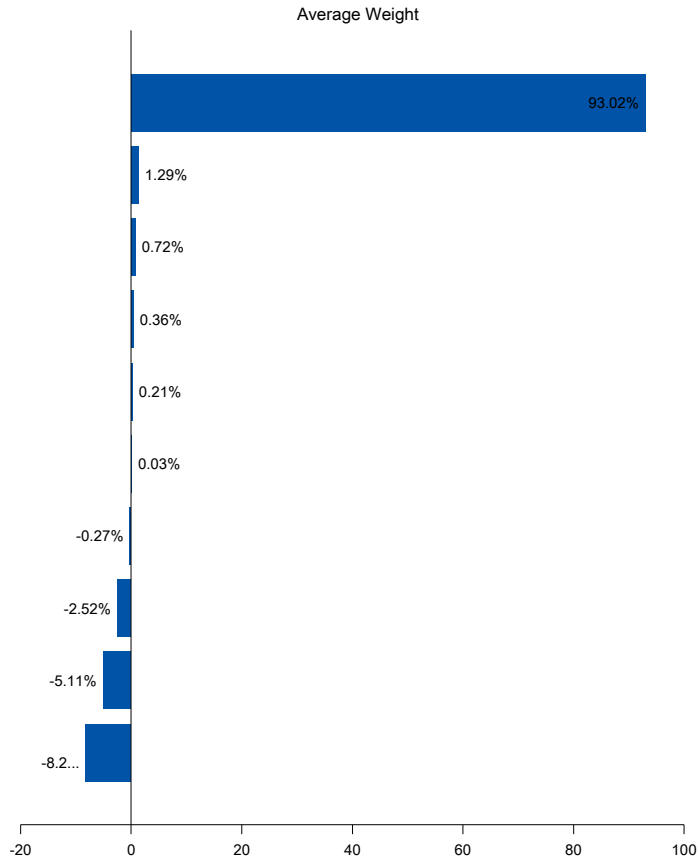
Method: MAC

Return Summary

Return Summary	
Portfolio Return	8.84
Active Return	

Active Return Attribution Summary

Sum of Allocated Factors	
--------------------------	--



This report may not be modified or altered in any way. The BLOOMBERG PROFESSIONAL service and BLOOMBERG Data are owned and distributed locally by Bloomberg Finance LP ("BFLP") and its subsidiaries in all jurisdictions other than Argentina, Bermuda, China, India, Japan and Korea (the "BFLP Countries"). BFLP is a wholly-owned subsidiary of Bloomberg LP ("BLP"). BLP provides BFLP with all the global marketing and operational support and service for the Services and distributes the Services either directly or through a non-BFLP subsidiary in the BLP Countries. BFLP, BLP and their affiliates do not provide investment advice, and nothing herein shall constitute an offer of financial instruments by BFLP, BLP or their affiliates.

User Name: MANEL NOGUERON

Portfolio: TEIKO GLOBAL EQUITY & FX

As-of Date: 1/2/2025

Currency: EUR

Risk Model: Integrated Multi-Asset

Horizon: 1 year (252 days)

Reporting Units: Returns (%)

Tracking Error - Tracking error/Volatilidad

	% Weight		Gross Weight		Total Risk		Contribution (%)		Beta	
	Port	+/-		+/-		+/-		+/-		Port
TEIKO GLOBAL EQUITY & FX	97.71	97.71	126.71		3.18		100.00			
Consumer Discretionary	2.04	2.04	11.89		0.66		13.25			
PULTEGROUP INC	2.04	2.04	11.89		0.66		13.25			
Financials	2.28	2.28	13.27		0.50		8.72			
MOODY'S CORP	2.28	2.28	13.27		0.50		8.72			
Industrials	7.44	7.44	43.30		1.77		45.91			
CSX CORP	7.44	7.44	43.30		1.77		45.91			
Information Technology	3.83	3.83	40.80		1.51		34.46			
HP INC	5.42	5.42	31.54		1.57		37.50			
MOTOROLA SOLUTIONS INC	-1.59	-1.59	9.26		0.35		-3.03			
Real Estate	-0.70	-0.70	4.09		0.19		-2.34			
CBRE GROUP INC - A	-0.70	-0.70	4.09		0.19		-2.34			
Not Classified	82.82	82.82	13.35		0.00		0.00			
Short Margin of TEIKO GLOBAL EQUITY & FX	2.29	2.29	13.35		0.00		0.00			
TEIKO CURRENCY	80.53	80.53								

This report may not be modified or altered in any way. The BLOOMBERG PROFESSIONAL service and BLOOMBERG Data are owned and distributed locally by Bloomberg Finance LP ("BFLP") and its subsidiaries in all jurisdictions other than Argentina, Bermuda, China, India, Japan and Korea (the "BFLP Countries"). BFLP is a wholly-owned subsidiary of Bloomberg LP ("BLP"). BLP provides BFLP with all the global marketing and operational support and service for the Services and distributes the Services either directly or through a non-BFLP subsidiary in the BLP Countries. BFLP, BLP and their affiliates do not provide investment advice, and nothing herein shall constitute an offer of financial instruments by BFLP, BLP or their affiliates.

User Name: MANEL NOGUERON Portfolio: TEIKO GLOBAL EQUITY & FX As-of Date: 1/2/2025 Currency: EUR Risk Model: Integrated Multi-Asset
 Horizon: 1 year (252 days) Reporting Units: Returns (%)

Proxies

Identifier	Name	Reason	Source	Proxy Description	Proxy Price	Proxy Char	Proxy Exposure	Proxy FX Exposure
	N/A	Requested risk model version not available; using fallback model version.						
.TEIKOCR SM Equity	TEIKO CURRENCY	Not covered by model.	Portfolio					

This report may not be modified or altered in any way. The BLOOMBERG PROFESSIONAL service and BLOOMBERG Data are owned and distributed locally by Bloomberg Finance LP ("BFLP") and its subsidiaries in all jurisdictions other than Argentina, Bermuda, China, India, Japan and Korea (the "BFLP Countries"). BFLP is a wholly-owned subsidiary of Bloomberg LP ("BLP"). BLP provides BFLP with all the global marketing and operational support and service for the Services and distributes the Services either directly or through a non-BFLP subsidiary in the BLP Countries. BFLP, BLP and their affiliates do not provide investment advice, and nothing herein shall constitute an offer of financial instruments by BFLP, BLP or their affiliates.

Portfolio: TEIKO GLOBAL EQUITY & FX

Benchmark: Default (None)

Start Date: 9/30/2024

End Date: 12/31/2024

Currency: EUR

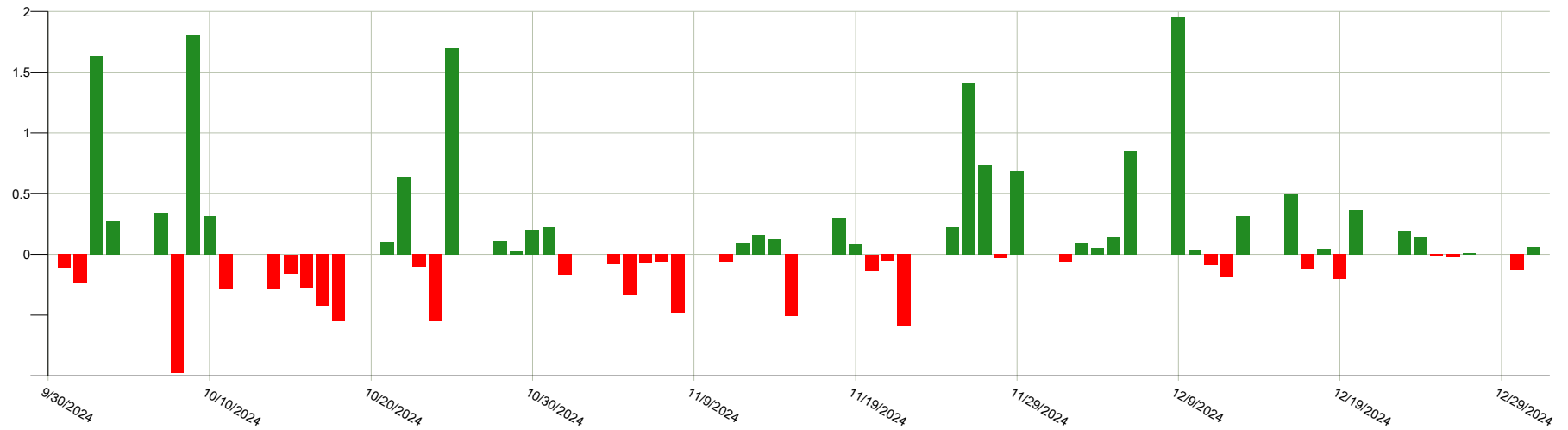
Period Analysis

	Up	Down	Total
Number	35	31	66
Percentage	53.03	46.97	100
Average	0.46	-0.24	0.13
Standard Dev.	0.56	0.22	0.56
Max Sequence	6	7	7
Avg Sequence	2.50	2.21	2.36

Best-Worst

	Performance	Date
Best 1	1.95	12/09/2024
Best 2	1.80	10/09/2024
Best 3	1.70	10/25/2024
Worst 1	-0.98	10/08/2024
Worst 2	-0.58	11/22/2024
Worst 3	-0.55	10/24/2024

Total Returns



This report may not be modified or altered in any way. The BLOOMBERG PROFESSIONAL service and BLOOMBERG Data are owned and distributed locally by Bloomberg Finance LP ("BFLP") and its subsidiaries in all jurisdictions other than Argentina, Bermuda, China, India, Japan and Korea (the ("BFLP Countries"). BFLP is a wholly-owned subsidiary of Bloomberg LP ("BLP"). BLP provides BFLP with all the global marketing and operational support and service for the Services and distributes the Services either directly or through a non-BFLP subsidiary in the BLP Countries. BFLP, BLP and their affiliates do not provide investment advice, and nothing herein shall constitute an offer of financial instruments by BFLP, BLP or their affiliates.

User Name: MANEL NOGUERON

Portfolio: TEIKO GLOBAL EQUITY & FX

As-of Date: 1/2/2025

Currency: EUR

Rentabilidad - Principal

	Total Return 1D (%)	Total Return MTD (%)	Total Return YTD (%)	P&L YTD
TEIKO GLOBAL EQUITY & FX	0.05	0.05	0.05	11,560
Consumer Discretionary	-0.44	-0.45	-0.45	-2,354
PULTEGROUP INC	-0.44	-0.45	-0.45	-2,354
Financials	0.62	0.60	0.60	3,474
MOODY'S CORP	0.62	0.60	0.60	3,474
Industrials	0.39	0.37	0.37	7,012
CSX CORP	0.39	0.37	0.37	7,012
Information Technology	0.30	0.29	0.29	2,796
HP INC	0.24	0.22	0.22	3,044
MOTOROLA SOLUTIONS INC	0.08	0.06	0.06	-248
Real Estate	-0.34	-0.35	-0.35	631
CBRE GROUP INC - A	-0.34	-0.35	-0.35	631
Not Classified	0.00	0.00	0.00	0
Short Margin of TEIKO GLOBAL EQUITY & FX	0.00	0.00	0.00	
TEIKO CURRENCY	0.00	0.00	0.00	0

This report may not be modified or altered in any way. The BLOOMBERG PROFESSIONAL service and BLOOMBERG Data are owned and distributed locally by Bloomberg Finance LP ("BFLP") and its subsidiaries in all jurisdictions other than Argentina, Bermuda, China, India, Japan and Korea (the "BFLP Countries"). BFLP is a wholly-owned subsidiary of Bloomberg LP ("BLP"). BLP provides BFLP with all the global marketing and operational support and service for the Services and distributes the Services either directly or through a non-BFLP subsidiary in the BLP Countries. BFLP, BLP and their affiliates do not provide investment advice, and nothing herein shall constitute an offer of financial instruments by BFLP, BLP or their affiliates.