

Portfolio: TEIKO GLOBAL EQUITY & FX

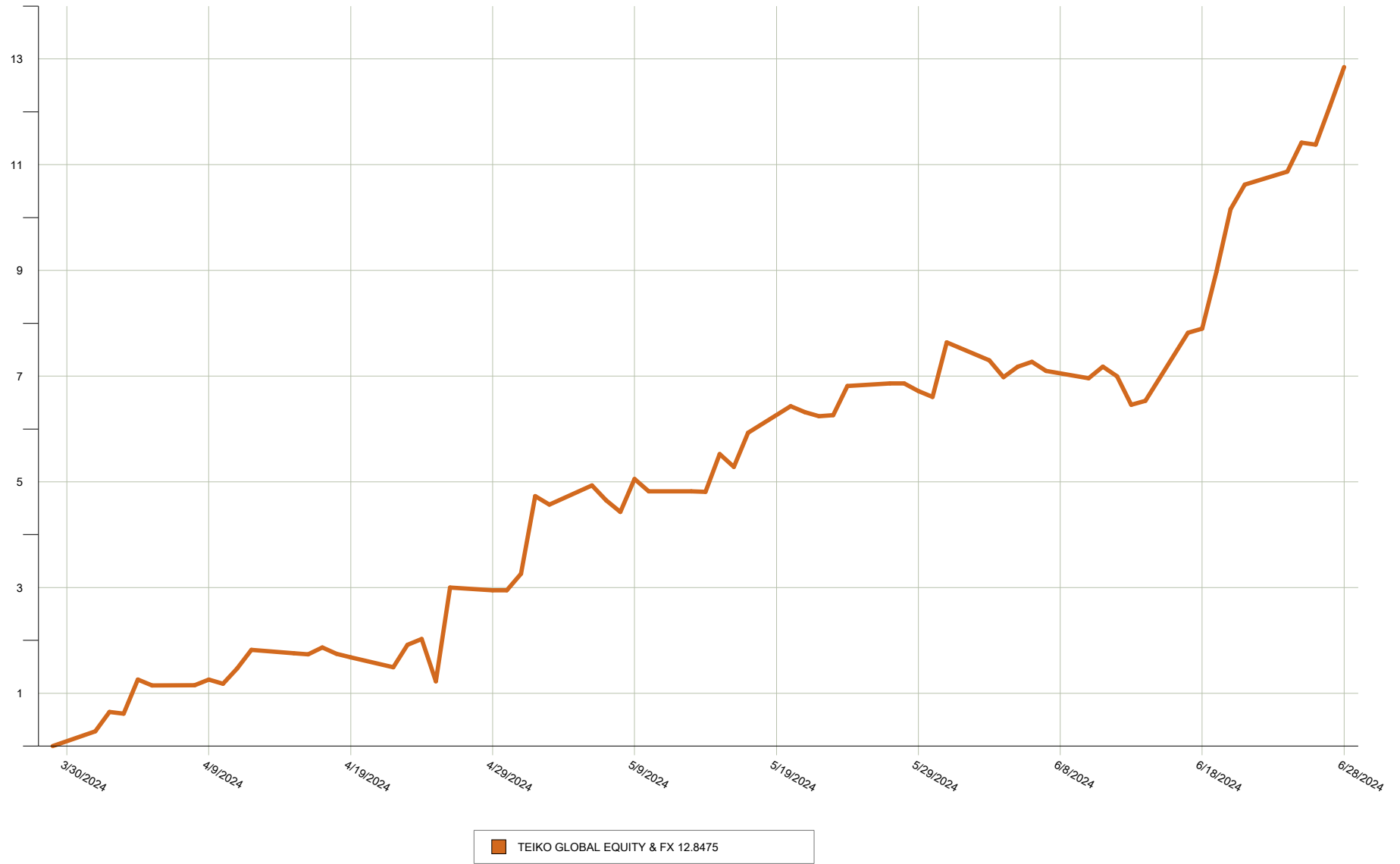
Benchmark: Default (None)

Start Date: 3/29/2024

End Date: 6/28/2024

Currency: EUR

Total Return %



This report may not be modified or altered in any way. The BLOOMBERG PROFESSIONAL service and BLOOMBERG Data are owned and distributed locally by Bloomberg Finance LP ("BFLP") and its subsidiaries in all jurisdictions other than Argentina, Bermuda, China, India, Japan and Korea (the "BFLP Countries"). BFLP is a wholly-owned subsidiary of Bloomberg LP ("BLP"). BLP provides BFLP with all the global marketing and operational support and service for the Services and distributes the Services either directly or through a non-BFLP subsidiary in the BLP Countries. BFLP, BLP and their affiliates do not provide investment advice, and nothing herein shall constitute an offer of financial instruments by BFLP, BLP or their affiliates.

User Name: MANEL NOGUERON

Portfolio: TEIKO GLOBAL EQUITY &amp; FX

Start Date: 3/29/2024

End Date: 6/28/2024

Currency: EUR

Method: MAC

## Atribución - Principal

	Total Return (%)	Contribution to Return (%)	Allocation Effect (%)	Selection Effect (%)	Currency Effect (%)	Transaction Effect (%)	Lev	Px Diff	Px Rtn	Inc Rtn	Curr Rtn
TEIKO GLOBAL EQUITY & FX	12.85	12.85							13.72	-0.01	-0.86
Communication Services	2.48	0.06							5.39	0.00	-2.90
ALPHABET INC-CL A	1.42	0.06							1.44	0.00	-0.02
ALPHABET INC-CL C	3.35	0.21							4.62	0.00	-1.27
CELLNEX TELECOM SA	-1.34	-0.03							-1.34	0.00	0.00
COMCAST CORP-CLASS A	1.42	0.05							1.77	0.00	-0.35
ELECTRONIC ARTS INC	-0.12	0.00							0.06	0.00	-0.18
ENDEAVOR GROUP HOLD-CLASS A	-0.03	0.00							0.15	0.00	-0.18
LIVE NATION ENTERTAINMENT IN	0.95	0.07							1.36	0.00	-0.41
META PLATFORMS INC-CLASS A	1.42	-0.26							3.60	0.00	-2.18
WALT DISNEY CO/THE	-0.55	-0.05							0.08	0.00	-0.63
Consumer Discretionary	-12.58	1.49							-7.77	0.00	-4.82
ACCOR SA	-6.25	0.12							-6.25	0.00	0.00
ALIBABA GROUP HOLDING-SP ADR	6.56	0.43							7.88	0.00	-1.32
AMAZON.COM INC	2.64	0.23							3.11	0.00	-0.47
APTIV PLC	-4.16	-0.19							-3.98	0.00	-0.17
AUTONATION INC		0.00							0.00	0.00	0.00
GENERAL MOTORS CO	1.04	0.04							0.75	0.00	0.29
HOME DEPOT INC	-3.37	-0.07							-5.56	0.00	2.19
INDUSTRIA DE DISENO TEXTIL	-3.74	0.08							-3.74	0.00	0.00
LOWE'S COS INC	-4.28	-0.32							-4.29	0.00	0.01
MGM RESORTS INTERNATIONAL	-0.70	-0.03							-0.44	0.00	-0.26
RIVIAN AUTOMOTIVE INC-A	-9.24	0.68							-8.94	0.00	-0.30
ROSS STORES INC	-0.09	0.00							0.09	0.00	-0.18
STELLANTIS NV	0.75	0.05							1.38	0.00	-0.63
TESLA INC	4.73	0.46							4.97	0.00	-0.24
WYNN RESORTS LTD	0.06	0.00							0.41	0.00	-0.35
Consumer Staples	14.40	-0.12							11.21	0.00	3.19
ALTRIA GROUP INC	-2.06	0.13							-1.75	0.00	-0.31
ARCHER-DANIELS-MIDLAND CO	-2.17	0.05							-3.66	0.00	1.49
COSTCO WHOLESALE CORP	4.28	-0.27							2.75	0.00	1.53
MONDELEZ INTERNATIONAL INC-A	-1.23	-0.03							-3.46	0.00	2.23
Energy	-8.07	-0.54							-7.40	0.29	-0.97
CONOCOPHILLIPS	-1.50	-0.15							-1.15	0.00	-0.35
HALLIBURTON CO	-3.78	-0.16							-3.28	0.00	-0.50
HESS CORP	-3.00	-0.23							-3.16	0.30	-0.14
Financials	1.55	0.67							0.38	0.00	1.18
ADYEN NV	-4.70	-0.18							-4.70	0.00	0.00
ALLY FINANCIAL INC	-2.75	0.06							-4.94	0.00	2.20
AMERICAN FINANCIAL GROUP INC	-0.15	-0.01							0.20	0.00	-0.35
APOLLO GLOBAL MANAGEMENT INC	2.91	-0.12							3.18	0.00	-0.27
BANK OF AMERICA CORP	-1.46	0.07							-1.75	0.00	0.29
BNP PARIBAS	1.97	-0.08							1.97	0.00	0.00
COINBASE GLOBAL INC -CLASS A	5.14	1.00							7.20	0.00	-2.06
FISERV INC	-0.22	-0.01							0.04	0.00	-0.26
ING GROEP NV	-3.98	0.07							-3.98	0.00	0.00
MEDIOBANCA SPA	-0.98	0.03							-0.98	0.00	0.00
MOODY'S CORP		0.00							0.00	0.00	0.00
PAYPAL HOLDINGS INC	-5.56	-0.17							-4.83	0.00	-0.73
RENAISSANCERE HOLDINGS LTD	-1.72	-0.07							-1.37	0.00	-0.35
T ROWE PRICE GROUP INC	0.51	-0.01							-1.73	0.00	2.24
US BANCORP	-0.04	0.01							-1.47	0.00	1.43

This report may not be modified or altered in any way. The BLOOMBERG PROFESSIONAL service and BLOOMBERG Data are owned and distributed locally by Bloomberg Finance LP ("BFLP") and its subsidiaries in all jurisdictions other than Argentina, Bermuda, China, India, Japan and Korea (the "BFLP Countries"). BFLP is a wholly-owned subsidiary of Bloomberg LP ("BLP"). BLP provides BFLP with all the global marketing and operational support and service for the Services and distributes the Services either directly or through a non-BFLP subsidiary in the BLP Countries. BFLP, BLP and their affiliates do not provide investment advice, and nothing herein shall constitute an offer of financial instruments by BFLP, BLP or their affiliates.

User Name: MANEL NOGUERON

Portfolio: TEIKO GLOBAL EQUITY &amp; FX

Start Date: 3/29/2024

End Date: 6/28/2024

Currency: EUR

Method: MAC

	Total Return (%)	Contribution to Return (%)	Allocation Effect (%)	Selection Effect (%)	Currency Effect (%)	Transaction Effect (%)	Lev	Px Diff	Px Rtn	Inc Rtn	Curr Rtn
WILLIS TOWERS WATSON PLC	1.17	0.04							1.52	0.00	-0.35
XP INC - CLASS A	-4.70	0.03							-6.12	0.00	1.42
Health Care	-0.52	0.15							-1.04	0.00	0.51
ABBOTT LABORATORIES	-1.71	-0.03							-1.29	0.00	-0.42
AGILENT TECHNOLOGIES INC	1.45	0.08							1.96	0.00	-0.52
AMGEN INC	-0.44	0.03							-0.12	0.00	-0.32
BRISTOL-MYERS SQUIBB CO	-0.26	-0.01							0.00	0.00	-0.26
GE HEALTHCARE TECHNOLOGY	0.81	0.03							-0.94	0.00	1.75
IQVIA HOLDINGS INC	-1.65	-0.24							-2.00	0.00	0.35
MCKESSON CORP	-0.05	0.00							-0.56	0.00	0.51
MERCK & CO. INC.	3.00	0.29							3.35	0.00	-0.36
Industrials	-3.70	-0.01							-6.78	0.40	2.67
3M CO	1.26	-0.04							1.44	0.00	-0.18
AIRBUS SE	-1.62	0.07							-1.62	0.00	0.00
CATERPILLAR INC	0.65	-0.01							-1.61	0.00	2.26
CUMMINS INC	2.63	-0.07							0.35	0.00	2.28
DEERE & CO	-1.07	0.02							-3.30	0.00	2.23
PACCAR INC	-0.17	-0.01							0.18	0.00	-0.35
PAYCHEX INC	-1.17	0.05							-1.00	0.00	-0.18
PRYSMIAN SPA	-0.83	0.03							-2.21	1.39	0.00
SIEMENS ENERGY AG	-3.18	0.06							-3.18	0.00	0.00
U-HAUL HOLDING CO	-1.60	-0.12							-3.02	0.00	1.42
Information Technology	-160.34	2.93									
ANSYS INC	3.39	0.29							1.92	0.00	1.48
APPLE INC	3.88	0.02							2.72	0.00	1.16
CROWDSTRIKE HOLDINGS INC - A	-1.84	0.09							-2.35	0.00	0.51
DELL TECHNOLOGIES -C	-5.43	0.24							-5.18	0.00	-0.24
MICRON TECHNOLOGY INC	-6.75	0.33							-7.24	0.00	0.49
MICROSOFT CORP	1.63	0.28							2.08	0.18	-0.63
MOTOROLA SOLUTIONS INC	-0.32	0.00							-2.24	0.00	1.92
NETAPP INC		0.00							0.00	0.00	0.00
NVIDIA CORP	-4.31	0.17							-5.02	0.01	0.70
ORACLE CORP	-3.94	0.19							-4.44	0.00	0.50
TD SYNNEX CORP	-10.00	1.05							-10.33	0.00	0.33
UIPATH INC - CLASS A	3.87	0.27							4.29	0.00	-0.42
Materials	125.52	-0.15							124.00	0.00	1.52
AIR PRODUCTS & CHEMICALS INC	2.96	-0.20							1.64	0.00	1.32
CRH PLC	-4.14	-0.16							-3.80	0.00	-0.34
LYONDELLBASELL INDU-CL A	3.51	0.27							2.03	0.00	1.48
NEWMONT CORP	-2.72	-0.13							-2.54	0.00	-0.18
STEEL DYNAMICS INC	-1.74	0.06							-1.03	0.00	-0.72
Real Estate	-9.82	-0.15							-10.77	0.00	0.96
COSTAR GROUP INC	-9.66	-0.14							-11.00	0.00	1.34
WEYERHAEUSER CO	-0.18	-0.01							0.22	0.00	-0.40
Not Classified	12.20	8.53							12.20	0.00	0.00
Short Margin of TEIKO GLOBAL EQUITY & FX	0.00	0.00							0.00	0.00	0.00
TEIKO CURRENCY	16.39	8.53							16.39	0.00	0.00

This report may not be modified or altered in any way. The BLOOMBERG PROFESSIONAL service and BLOOMBERG Data are owned and distributed locally by Bloomberg Finance LP ("BFLP") and its subsidiaries in all jurisdictions other than Argentina, Bermuda, China, India, Japan and Korea (the "BFLP Countries"). BFLP is a wholly-owned subsidiary of Bloomberg LP ("BLP"). BLP provides BFLP with all the global marketing and operational support and service for the Services and distributes the Services either directly or through a non-BFLP subsidiary in the BLP Countries. BFLP, BLP and their affiliates do not provide investment advice, and nothing herein shall constitute an offer of financial instruments by BFLP, BLP or their affiliates.

Portfolio: TEIKO GLOBAL EQUITY & FX

Benchmark: Default (None)

Start Date: 3/29/2024

End Date: 6/28/2024

Currency: EUR

Price: PRIMARY

Return Unit: Percentage

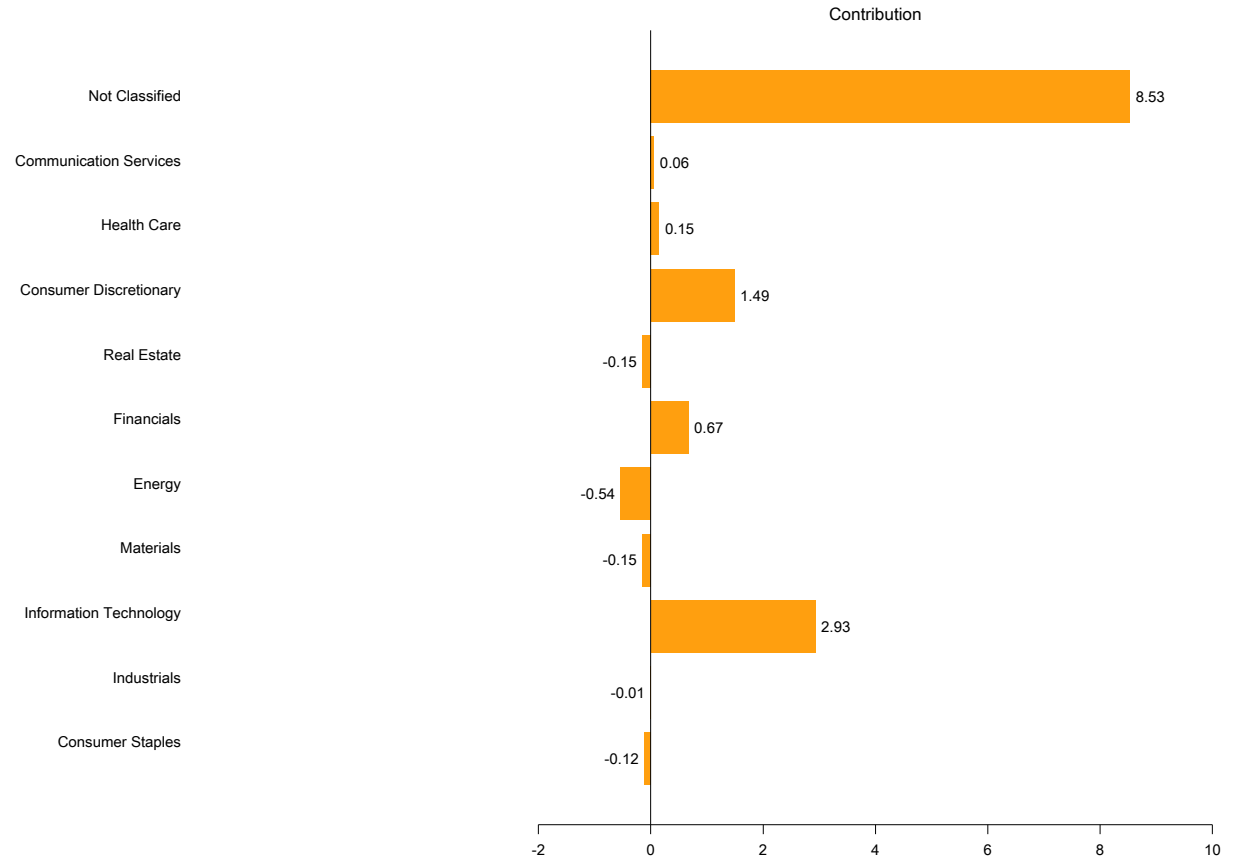
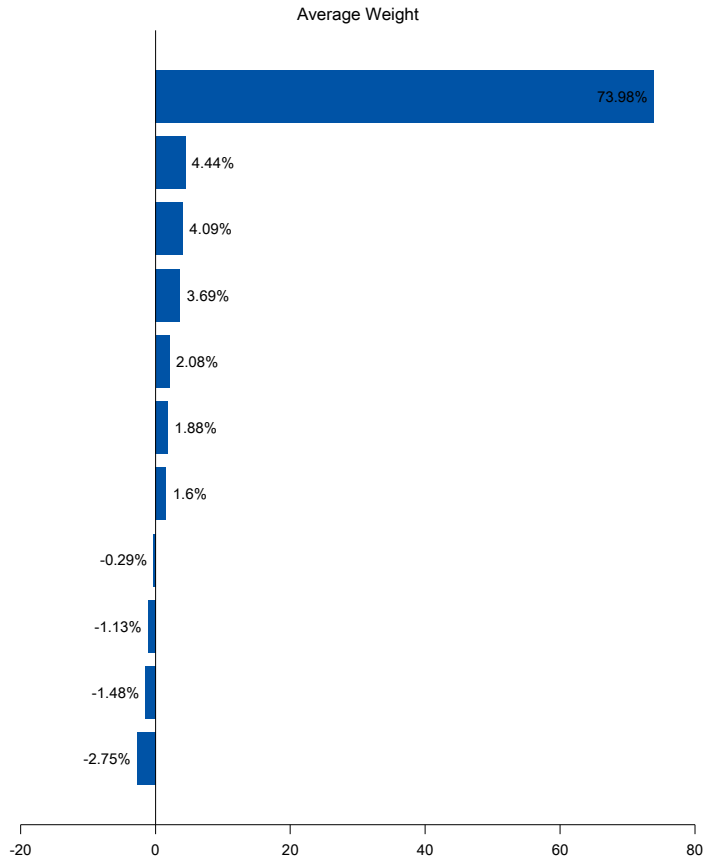
Method: MAC

Return Summary

Return Summary	
Portfolio Return	12.85
Active Return	

Active Return Attribution Summary

Sum of Allocated Factors	
--------------------------	--



This report may not be modified or altered in any way. The BLOOMBERG PROFESSIONAL service and BLOOMBERG Data are owned and distributed locally by Bloomberg Finance LP ("BFLP") and its subsidiaries in all jurisdictions other than Argentina, Bermuda, China, India, Japan and Korea (the "BFLP Countries"). BFLP is a wholly-owned subsidiary of Bloomberg LP ("BLP"). BLP provides BFLP with all the global marketing and operational support and service for the Services and distributes the Services either directly or through a non-BFLP subsidiary in the BLP Countries. BFLP, BLP and their affiliates do not provide investment advice, and nothing herein shall constitute an offer of financial instruments by BFLP, BLP or their affiliates.

User Name: MANEL NOGUERON

Portfolio: TEIKO GLOBAL EQUITY &amp; FX

As-of Date: 6/28/2024

Currency: EUR

Risk Model: Integrated Multi-Asset

Horizon: 1 year (252 days)

Reporting Units: Returns (%)

## Tracking Error - Tracking error/Volatilidad

	% Weight		Gross Weight		Total Risk		Contribution (%)		Beta	
	Port	+/-	+/-	+/-	+/-	+/-	+/-	+/-	Port	
TEIKO GLOBAL EQUITY & FX	39.57	39.57	109.86	9.31	100.00					
Consumer Discretionary	-4.45	-4.45	10.05	3.51	20.25					
AUTONATION INC	0.67	0.67	1.16	0.22	-0.94					
RIVIAN AUTOMOTIVE INC-A	-5.12	-5.12	8.89	3.57	21.19					
Consumer Staples	-16.68	-16.68	28.97	2.97	20.31					
ALTRIA GROUP INC	-5.43	-5.43	9.43	1.18	4.64					
COSTCO WHOLESALE CORP	-11.25	-11.25	19.53	2.50	15.68					
Financials	-5.59	-5.59	9.71	1.24	8.33					
MOODY'S CORP	-5.59	-5.59	9.71	1.24	8.33					
Health Care	-4.96	-4.96	10.50	1.34	5.08					
ABBOTT LABORATORIES	0.55	0.55	0.95	0.10	-0.45					
AMGEN INC	-5.50	-5.50	9.55	1.37	5.52					
Information Technology	-27.53	-27.53	47.81	5.26	48.23					
APPLE INC	-10.89	-10.89	18.91	3.30	24.31					
MICROSOFT CORP	-5.57	-5.57	9.67	1.23	7.70					
MOTOROLA SOLUTIONS INC	-5.56	-5.56	9.65	1.21	7.50					
NETAPP INC	-5.51	-5.51	9.57	1.45	8.72					
Real Estate	1.63	1.63	2.82	0.47	-2.20					
COSTAR GROUP INC	1.63	1.63	2.82	0.47	-2.20					
Not Classified	97.16	97.16								
Short Margin of TEIKO GLOBAL EQUITY & FX	60.43	60.43								
TEIKO CURRENCY	36.73	36.73								

This report may not be modified or altered in any way. The BLOOMBERG PROFESSIONAL service and BLOOMBERG Data are owned and distributed locally by Bloomberg Finance LP ("BFLP") and its subsidiaries in all jurisdictions other than Argentina, Bermuda, China, India, Japan and Korea (the "BFLP Countries"). BFLP is a wholly-owned subsidiary of Bloomberg LP ("BLP"). BLP provides BFLP with all the global marketing and operational support and service for the Services and distributes the Services either directly or through a non-BFLP subsidiary in the BLP Countries. BFLP, BLP and their affiliates do not provide investment advice, and nothing herein shall constitute an offer of financial instruments by BFLP, BLP or their affiliates.

# Bloomberg

# PORT Tracking Error Report

User Name: MANEL NOGUERON      Portfolio: TEIKO GLOBAL EQUITY & FX      As-of Date: 6/28/2024      Currency: EUR      Risk Model: Integrated Multi-Asset  
 Horizon: 1 year (252 days)      Reporting Units: Returns (%)

## Proxies

Identifier	Name	Reason	Source	Proxy Description	Proxy Price	Proxy Char	Proxy Exposure	Proxy FX Exposure
	Short Margin of TEIKO GLOBAL EQUITY & FX	Not covered by model.	Portfolio					
.TEIKOCR SM Equity	TEIKO CURRENCY	Not covered by model.	Portfolio					

This report may not be modified or altered in any way. The BLOOMBERG PROFESSIONAL service and BLOOMBERG Data are owned and distributed locally by Bloomberg Finance LP ("BFLP") and its subsidiaries in all jurisdictions other than Argentina, Bermuda, China, India, Japan and Korea (the "BFLP Countries"). BFLP is a wholly-owned subsidiary of Bloomberg LP ("BLP"). BLP provides BFLP with all the global marketing and operational support and service for the Services and distributes the Services either directly or through a non-BFLP subsidiary in the BLP Countries. BFLP, BLP and their affiliates do not provide investment advice, and nothing herein shall constitute an offer of financial instruments by BFLP, BLP or their affiliates.

Portfolio: TEIKO GLOBAL EQUITY & FX

Benchmark: Default (None)

Start Date: 3/29/2024

End Date: 6/28/2024

Currency: EUR

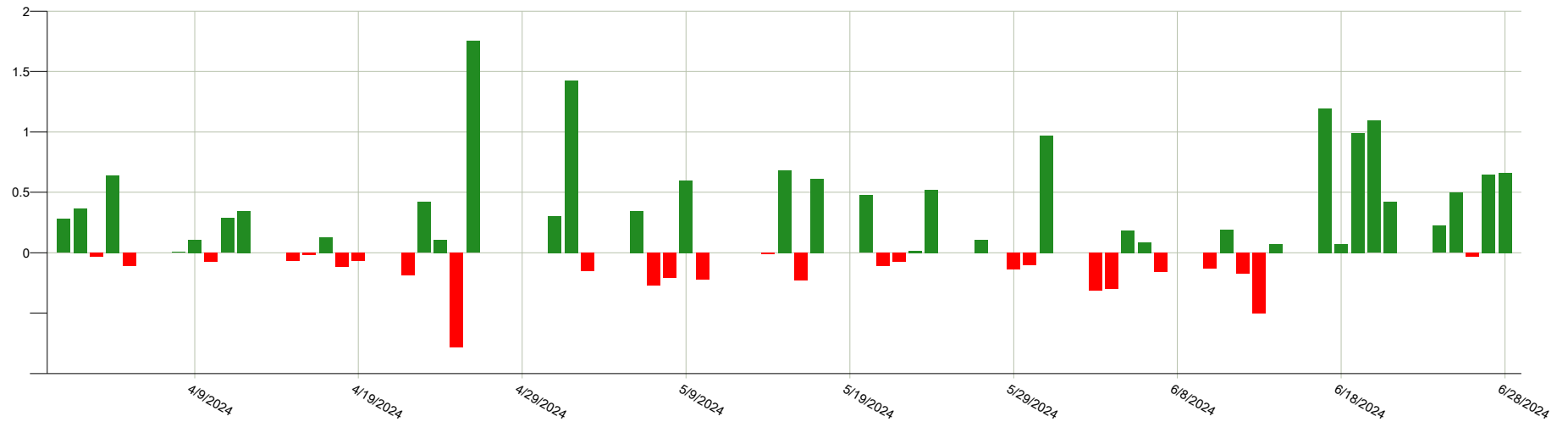
Period Analysis

	Up	Down	Total
Number	39	26	65
Percentage	60	40	100
Average	0.43	-0.18	0.19
Standard Dev.	0.42	0.17	0.45
Max Sequence	8	3	8
Avg Sequence	2.17	1.53	1.86

Best-Worst

	Performance	Date
Best 1	1.75	04/26/2024
Best 2	1.42	05/02/2024
Best 3	1.19	06/17/2024
Worst 1	-0.79	04/25/2024
Worst 2	-0.50	06/13/2024
Worst 3	-0.32	06/03/2024

Total Returns



This report may not be modified or altered in any way. The BLOOMBERG PROFESSIONAL service and BLOOMBERG Data are owned and distributed locally by Bloomberg Finance LP ("BFLP") and its subsidiaries in all jurisdictions other than Argentina, Bermuda, China, India, Japan and Korea (the "BFLP Countries"). BFLP is a wholly-owned subsidiary of Bloomberg LP ("BLP"). BLP provides BFLP with all the global marketing and operational support and service for the Services and distributes the Services either directly or through a non-BFLP subsidiary in the BLP Countries. BFLP, BLP and their affiliates do not provide investment advice, and nothing herein shall constitute an offer of financial instruments by BFLP, BLP or their affiliates.

User Name: MANEL NOGUERON

Portfolio: TEIKO GLOBAL EQUITY &amp; FX

As-of Date: 6/28/2024

Currency: EUR

## Rentabilidad - Principal

	Total Return 1D (%)	Total Return MTD (%)	Total Return YTD (%)	P&L YTD
TEIKO GLOBAL EQUITY & FX	0.66	4.84	23.68	2,187,646
Communication Services		0.21	29.78	124,597
ALPHABET INC-CL A			-4.05	-9,398
ALPHABET INC-CL C			3.35	16,850
CELLNEX TELECOM SA			-1.34	-2,050
COMCAST CORP-CLASS A		-1.38	1.42	6,551
ELECTRONIC ARTS INC			-0.12	-369
ENDEAVOR GROUP HOLD-CLASS A			-0.03	101
LIVE NATION ENTERTAINMENT IN			0.95	5,547
META PLATFORMS INC-CLASS A		1.97	36.24	90,920
NETFLIX INC			-0.83	2,400
SNAP INC - A			14.75	16,917
WALT DISNEY CO/THE			-0.55	-2,870
Consumer Discretionary	-7.32	-11.30	-4.66	158,747
ACCOR SA			-6.25	9,380
ALIBABA GROUP HOLDING-SP ADR			6.56	34,467
AMAZON.COM INC			17.00	41,369
APTIV PLC			-4.16	-14,282
AUTONATION INC				
GENERAL MOTORS CO			1.04	4,793
HOME DEPOT INC			-3.37	-5,546
INDUSTRIA DE DISENO TEXTIL			-3.74	6,020
LAS VEGAS SANDS CORP			-4.88	-13,791
LOWE'S COS INC			-4.28	-26,603
MGM RESORTS INTERNATIONAL			-0.70	-3,270
RIVIAN AUTOMOTIVE INC-A	-7.32	-9.24	-9.24	87,896
ROSS STORES INC			-0.09	-224
STELLANTIS NV			0.75	2,595
TESLA INC			4.73	35,840
WYNN RESORTS LTD		-2.27	0.06	102
Consumer Staples	-0.05	3.96	0.37	-40,092
ALTRIA GROUP INC	0.13	-2.06	-2.06	19,244
ARCHER-DANIELS-MIDLAND CO			-2.17	3,758
COSTCO WHOLESALE CORP	-0.14	4.28	13.96	-49,575
L'OREAL			-2.51	-11,200
MONDELEZ INTERNATIONAL INC-A			-1.23	-2,318
Energy		-6.70	2.78	-23,484
CONOCOPHILLIPS		-3.81	-0.65	-15,517
HALLIBURTON CO			6.66	20,176
HESS CORP		-3.00	-3.00	-28,144
Financials		-2.61	-7.89	64,304
ADYEN NV			-4.70	-13,640
ALLY FINANCIAL INC			-2.75	4,861
AMERICAN FINANCIAL GROUP INC		-1.72	-0.15	-674
APOLLO GLOBAL MANAGEMENT INC			2.91	-13,451
BANK OF AMERICA CORP			-1.46	6,722
BNP PARIBAS			3.85	-12,450
COINBASE GLOBAL INC -CLASS A			-10.88	48,062
FISERV INC			-0.22	-1,012
ING GROEP NV			-3.98	5,616
MEDIOBANCA SPA			-0.98	2,025
MOODY'S CORP				
PAYPAL HOLDINGS INC			-0.83	14,852
RENAISSANCERE HOLDINGS LTD		-1.71	-1.72	-7,942
T ROWE PRICE GROUP INC			0.51	-817

This report may not be modified or altered in any way. The BLOOMBERG PROFESSIONAL service and BLOOMBERG Data are owned and distributed locally by Bloomberg Finance LP ("BFLP") and its subsidiaries in all jurisdictions other than Argentina, Bermuda, China, India, Japan and Korea (the "BFLP Countries"). BFLP is a wholly-owned subsidiary of Bloomberg LP ("BLP"). BLP provides BFLP with all the global marketing and operational support and service for the Services and distributes the Services either directly or through a non-BFLP subsidiary in the BLP Countries. BFLP, BLP and their affiliates do not provide investment advice, and nothing herein shall constitute an offer of financial instruments by BFLP, BLP or their affiliates.



User Name: MANEL NOGUERON

Portfolio: TEIKO GLOBAL EQUITY &amp; FX

As-of Date: 6/28/2024

Currency: EUR

	Total Return 1D (%)	Total Return MTD (%)	Total Return YTD (%)	P&L YTD
US BANCORP		-0.04	-0.04	334
WILLIS TOWERS WATSON PLC		-0.25	1.81	6,956
XP INC - CLASS A		-4.21	-4.70	24,862
Health Care	-0.43	-1.50	1.93	24,938
ABBOTT LABORATORIES	-0.77	-1.24	-1.71	-2,452
AGILENT TECHNOLOGIES INC			1.45	5,934
AMGEN INC	-0.46	-0.44	-0.44	4,051
BIONTECH SE-ADR			1.42	6,016
BRISTOL-MYERS SQUIBB CO			-0.26	-1,193
ELI LILLY & CO			-0.37	1,328
GE HEALTHCARE TECHNOLOGY			1.62	4,505
IQVIA HOLDINGS INC		-1.65	-1.65	-30,072
JOHNSON & JOHNSON			-0.04	-186
MCKESSON CORP		-0.05	-0.05	438
MERCK & CO. INC.		2.31	3.00	34,408
ZOETIS INC			0.46	2,160
Industrials		-3.23	3.40	-10,204
3M CO			1.26	-3,260
AIRBUS SE			-2.12	7,280
CATERPILLAR INC			0.65	-1,108
CUMMINS INC			2.63	-5,002
DEERE & CO			-1.07	1,598
GRAB HOLDINGS LTD - CL A			5.59	585
HONEYWELL INTERNATIONAL INC			2.22	-6,176
PACCAR INC		-1.65	-0.17	-785
PAYCHEX INC			-1.17	4,055
PRYSMIAN SPA			-0.83	2,100
SIEMENS ENERGY AG			-3.18	4,640
U-HAUL HOLDING CO		-1.60	-1.60	-14,131
Information Technology	-0.77	-27.00	-172.68	678,906
AMPHENOL CORP-CL A			1.13	-3,578
ANSYS INC		3.39	3.39	31,156
APPLE INC			-0.19	-28,758
CADENCE DESIGN SYS INC			4.88	19,742
CROWDSTRIKE HOLDINGS INC - A		-1.84	-1.84	17,120
DELL TECHNOLOGIES -C			-5.43	26,270
GLOBALFOUNDRIES INC			-0.51	-1,323
INTL BUSINESS MACHINES CORP			14.53	41,733
MICRON TECHNOLOGY INC		-6.75	1.59	90,203
MICROSOFT CORP	-1.37	-1.47	3.02	38,256
MONDAY.COM LTD			-0.70	1,477
MOTOROLA SOLUTIONS INC	-0.16	0.15	2.13	10,281
NETAPP INC				
NVIDIA CORP		1.38	20.72	164,688
ORACLE CORP		-3.94	-3.94	36,666
TD SYNnex CORP		-10.00	-10.00	209,460
UIPATH INC - CLASS A			3.87	20,620
ZOOM VIDEO COMMUNICATIONS-A			1.59	4,893
Materials		131.08	128.07	-22,712
AIR PRODUCTS & CHEMICALS INC		2.96	2.96	-27,450
CRH PLC		-6.11	-4.14	-19,195
LYONDELLBASELL INDU-CL A		3.51	3.51	32,070
NEWMONT CORP			-2.72	-9,852
STEEL DYNAMICS INC			-0.63	1,715
Real Estate	-0.23	-3.92	-9.82	3,096
COSTAR GROUP INC	-0.23	-3.92	-9.66	3,877
WEYERHAEUSER CO			-0.18	-781
Utilities			1.84	5,700

This report may not be modified or altered in any way. The BLOOMBERG PROFESSIONAL service and BLOOMBERG Data are owned and distributed locally by Bloomberg Finance LP ("BFLP") and its subsidiaries in all jurisdictions other than Argentina, Bermuda, China, India, Japan and Korea (the "BFLP Countries"). BFLP is a wholly-owned subsidiary of Bloomberg LP ("BLP"). BLP provides BFLP with all the global marketing and operational support and service for the Services and distributes the Services either directly or through a non-BFLP subsidiary in the BLP Countries. BFLP, BLP and their affiliates do not provide investment advice, and nothing herein shall constitute an offer of financial instruments by BFLP, BLP or their affiliates.

User Name: MANEL NOGUERON

Portfolio: TEIKO GLOBAL EQUITY &amp; FX

As-of Date: 6/28/2024

Currency: EUR

	Total Return 1D (%)	Total Return MTD (%)	Total Return YTD (%)	P&L YTD
RWE AG			1.84	5,700
Not Classified	0.00	4.78	18.89	1,223,850
Short Margin of TEIKO GLOBAL EQUITY & FX	0.00	0.00	0.00	
TEIKO CURRENCY	0.00	8.40	24.42	1,223,850

This report may not be modified or altered in any way. The BLOOMBERG PROFESSIONAL service and BLOOMBERG Data are owned and distributed locally by Bloomberg Finance LP ("BFLP") and its subsidiaries in all jurisdictions other than Argentina, Bermuda, China, India, Japan and Korea (the "BFLP Countries"). BFLP is a wholly-owned subsidiary of Bloomberg LP ("BLP"). BLP provides BFLP with all the global marketing and operational support and service for the Services and distributes the Services either directly or through a non-BFLP subsidiary in the BLP Countries. BFLP, BLP and their affiliates do not provide investment advice, and nothing herein shall constitute an offer of financial instruments by BFLP, BLP or their affiliates.