

Portfolio: TEIKO GLOBAL EQUITY & FX

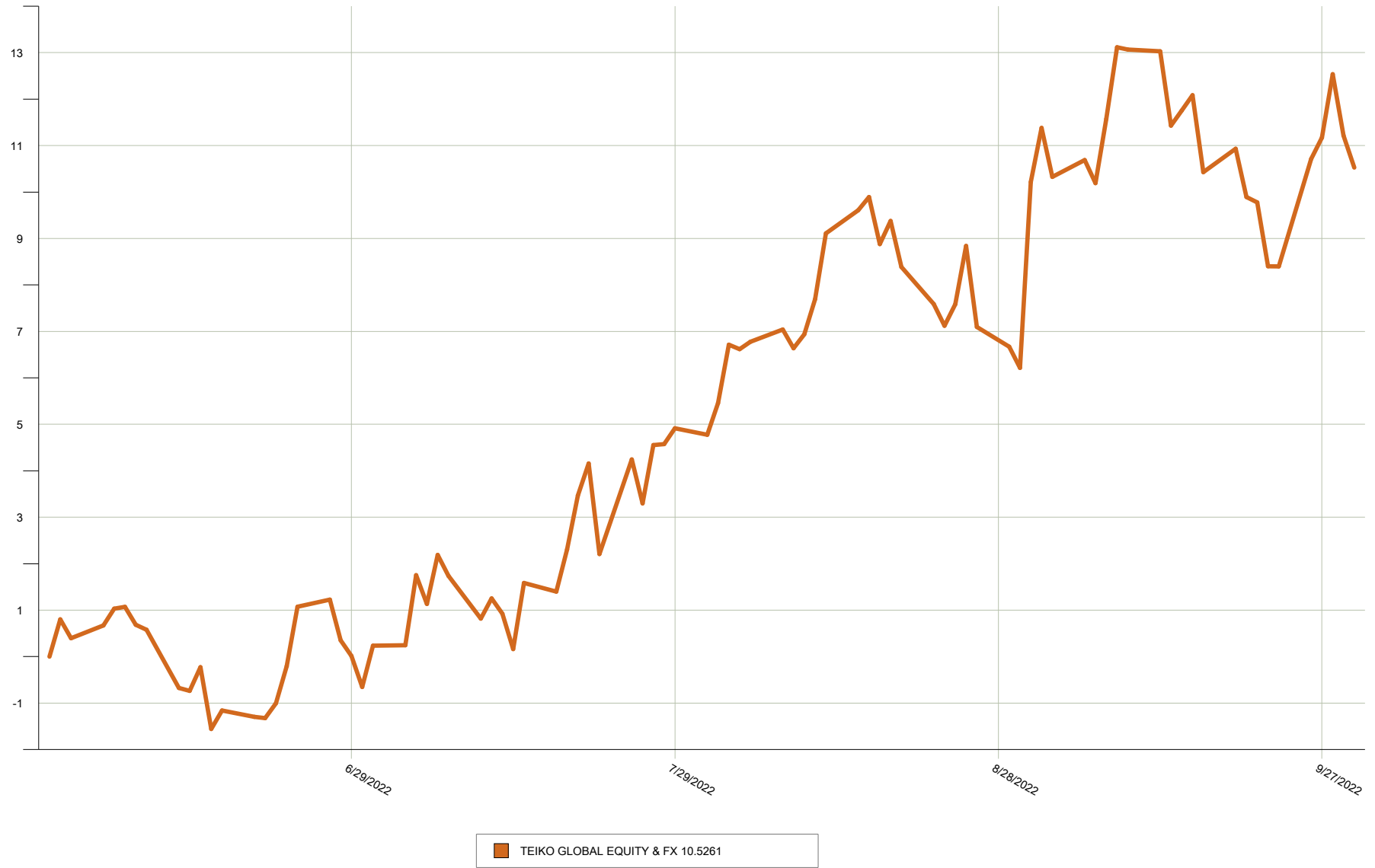
Benchmark: Default (None)

Start Date: 6/1/2022

End Date: 9/30/2022

Currency: EUR

Total Return %



This report may not be modified or altered in any way. The BLOOMBERG PROFESSIONAL service and BLOOMBERG Data are owned and distributed locally by Bloomberg Finance LP ("BFLP") and its subsidiaries in all jurisdictions other than Argentina, Bermuda, China, India, Japan and Korea (the "BFLP Countries"). BFLP is a wholly-owned subsidiary of Bloomberg LP ("BLP"). BLP provides BFLP with all the global marketing and operational support and service for the Services and distributes the Services either directly or through a non-BFLP subsidiary in the BLP Countries. BFLP, BLP and their affiliates do not provide investment advice, and nothing herein shall constitute an offer of financial instruments by BFLP, BLP or their affiliates.

User Name: MANEL NOGUERON

Portfolio: TEIKO GLOBAL EQUITY &amp; FX

Start Date: 6/1/2022

End Date: 9/30/2022

Currency: EUR

Method: MAC

## Atribución - Principal

	Total Return (%)	Contribution to Return (%)	Allocation Effect (%)	Selection Effect (%)	Currency Effect (%)	Transaction Effect (%)	Lev	Px Diff	Px Rtn	Inc Rtn	Curr Rtn
TEIKO GLOBAL EQUITY & FX	10.53	10.53							7.58	0.18	2.77
Communication Services	-10.24	-1.27							-18.21	0.00	7.97
SNAP INC - A	-23.24	-1.37							-30.68	0.00	7.44
TWITTER INC	1.06	0.05							0.89	0.00	0.18
VERIZON COMMUNICATIONS INC	0.85	0.05							1.05	0.00	-0.20
Consumer Discretionary	8.39	0.71							-0.25	0.00	8.64
ALIBABA GROUP HOLDING-SP ADR	5.73	0.32							3.45	0.00	2.28
OZON HOLDINGS PLC - ADR	8.88	0.06							0.00	0.00	8.88
PENN ENTERTAINMENT INC	-6.04	0.34							-14.03	0.00	7.99
Energy	10.46	0.74							10.77	0.00	-0.31
HALLIBURTON CO	2.74	0.18							4.15	0.00	-1.40
SCHLUMBERGER LTD	7.51	0.55							6.40	0.00	1.11
Financials	-16.44	-0.01							-29.34	5.22	7.69
INTERACTIVE BROKERS GRO-CL A	3.62	0.17							2.60	0.00	1.02
UWM HOLDINGS CORP	-16.99	-0.18							-29.85	5.20	7.66
Health Care	4.80	0.17							3.77	0.00	1.03
PFIZER INC	4.80	0.17							3.77	0.00	1.03
Industrials	4.60	0.19							4.60	0.00	0.00
DEUTSCHE LUFTHANSA-REG	4.60	0.19							4.60	0.00	0.00
Information Technology	13.62	0.65							4.73	0.00	8.89
PAYPAL HOLDINGS INC	13.62	0.65							4.73	0.00	8.89
Not Classified	12.83	9.35							12.83	0.00	0.00
TEIKO CURRENCY	12.83	9.35							12.83	0.00	0.00

This report may not be modified or altered in any way. The BLOOMBERG PROFESSIONAL service and BLOOMBERG Data are owned and distributed locally by Bloomberg Finance LP ("BFLP") and its subsidiaries in all jurisdictions other than Argentina, Bermuda, China, India, Japan and Korea (the "BFLP Countries"). BFLP is a wholly-owned subsidiary of Bloomberg LP ("BLP"). BLP provides BFLP with all the global marketing and operational support and service for the Services and distributes the Services either directly or through a non-BFLP subsidiary in the BLP Countries. BFLP, BLP and their affiliates do not provide investment advice, and nothing herein shall constitute an offer of financial instruments by BFLP, BLP or their affiliates.

Portfolio: TEIKO GLOBAL EQUITY & FX

Benchmark: Default (None)

Start Date: 6/1/2022

End Date: 9/30/2022

Currency: EUR

Price: PRIMARY

Return Unit: Percentage

Method: MAC

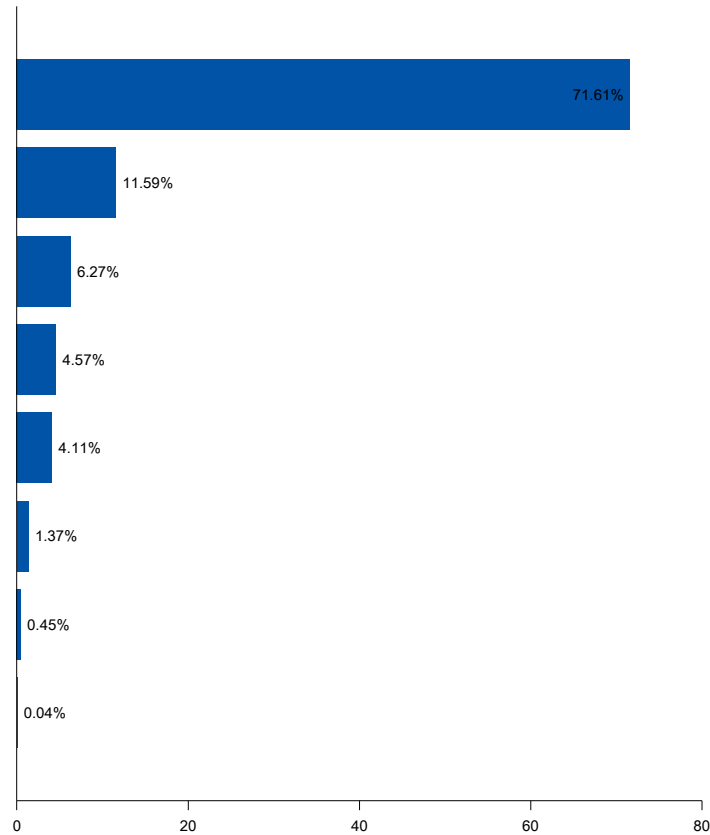
Return Summary

Return Summary	
Portfolio Return	10.53
Active Return	

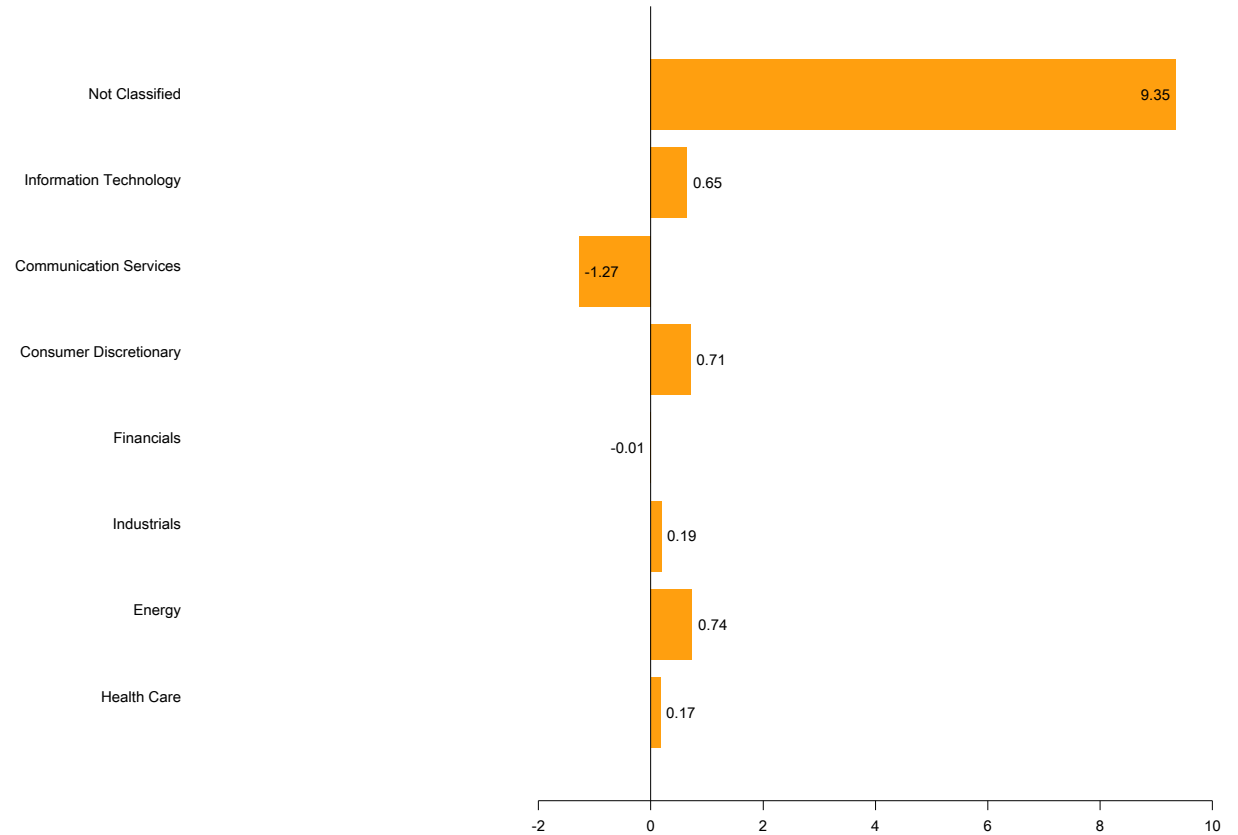
Active Return Attribution Summary

Sum of Allocated Factors	
--------------------------	--

Average Weight



Contribution



Contribution

This report may not be modified or altered in any way. The BLOOMBERG PROFESSIONAL service and BLOOMBERG Data are owned and distributed locally by Bloomberg Finance LP ("BFLP") and its subsidiaries in all jurisdictions other than Argentina, Bermuda, China, India, Japan and Korea (the ("BFLP Countries"). BFLP is a wholly-owned subsidiary of Bloomberg LP ("BLP"). BLP provides BFLP with all the global marketing and operational support and service for the Services and distributes the Services either directly or through a non-BFLP subsidiary in the BLP Countries. BFLP, BLP and their affiliates do not provide investment advice, and nothing herein shall constitute an offer of financial instruments by BFLP, BLP or their affiliates.

User Name: MANEL NOGUERON

Portfolio: TEIKO GLOBAL EQUITY &amp; FX

As-of Date: 1/6/2023

Currency: EUR

Risk Model: Integrated Multi-Asset

Horizon: 1 year (252 days)

Reporting Units: Returns (%)

## Tracking Error - Tracking error/Volatilidad

	% Weight		Gross Weight		Total Risk		Contribution (%)		Beta	
	Port	+/-		+/-		+/-		+/-		Port
TEIKO GLOBAL EQUITY & FX	97.59	97.59	133.39		4.27		100.00			
Communication Services	9.07	9.07	62.84		2.78		57.93			
ALPHABET INC-CL A	9.07	9.07	62.84		2.78		57.93			
Consumer Discretionary	5.96	5.96	37.16		2.26		43.42			
AMAZON.COM INC	5.36	5.36	37.16		2.26		43.42			
OZON HOLDINGS PLC - ADR	0.60	0.60								
Financials	-2.41	-2.41	16.69		0.77		-1.35			
ABN AMRO BANK NV-CVA	-2.41	-2.41	16.69		0.77		-1.35			
Not Classified	84.97	84.97	16.69		0.00		0.00			
Short Margin of TEIKO GLOBAL EQUITY & FX	2.41	2.41	16.69		0.00		0.00			
TEIKO CURRENCY	82.56	82.56								

This report may not be modified or altered in any way. The BLOOMBERG PROFESSIONAL service and BLOOMBERG Data are owned and distributed locally by Bloomberg Finance LP ("BFLP") and its subsidiaries in all jurisdictions other than Argentina, Bermuda, China, India, Japan and Korea (the "BFLP Countries"). BFLP is a wholly-owned subsidiary of Bloomberg LP ("BLP"). BLP provides BFLP with all the global marketing and operational support and service for the Services and distributes the Services either directly or through a non-BFLP subsidiary in the BLP Countries. BFLP, BLP and their affiliates do not provide investment advice, and nothing herein shall constitute an offer of financial instruments by BFLP, BLP or their affiliates.

# Bloomberg

# PORT Tracking Error Report

User Name: MANEL NOGUERON      Portfolio: TEIKO GLOBAL EQUITY & FX      As-of Date: 1/6/2023      Currency: EUR      Risk Model: Integrated Multi-Asset  
 Horizon: 1 year (252 days)      Reporting Units: Returns (%)

## Proxies

Identifier	Name	Reason	Source	Proxy Description	Proxy Price	Proxy Char	Proxy Exposure	Proxy FX Exposure
OZON US Equity	OZON HOLDINGS PLC - ADR	Not covered by model.	Portfolio					
.TEIKOCR SM Equity	TEIKO CURRENCY	Not covered by model.	Portfolio					

This report may not be modified or altered in any way. The BLOOMBERG PROFESSIONAL service and BLOOMBERG Data are owned and distributed locally by Bloomberg Finance LP ("BFLP") and its subsidiaries in all jurisdictions other than Argentina, Bermuda, China, India, Japan and Korea (the "BFLP Countries"). BFLP is a wholly-owned subsidiary of Bloomberg LP ("BLP"). BLP provides BFLP with all the global marketing and operational support and service for the Services and distributes the Services either directly or through a non-BFLP subsidiary in the BLP Countries. BFLP, BLP and their affiliates do not provide investment advice, and nothing herein shall constitute an offer of financial instruments by BFLP, BLP or their affiliates.

Portfolio: TEIKO GLOBAL EQUITY & FX

Benchmark: Default (None)

Start Date: 6/1/2022

End Date: 9/30/2022

Currency: EUR

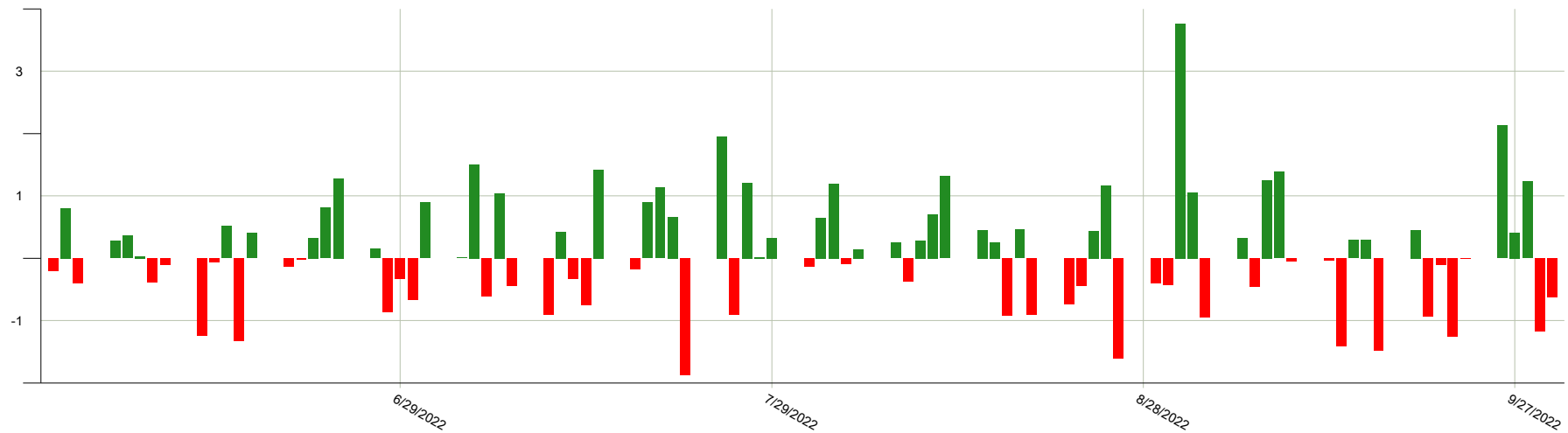
Period Analysis

	Up	Down	Total
Number	46	41	87
Percentage	52.87	47.13	100
Average	0.79	-0.64	0.12
Standard Dev.	0.68	0.50	0.93
Max Sequence	5	4	5
Avg Sequence	2	1.78	1.89

Best-Worst

	Performance	Date
Best 1	3.77	08/31/2022
Best 2	2.13	09/26/2022
Best 3	1.96	07/25/2022
Worst 1	-1.87	07/22/2022
Worst 2	-1.60	08/26/2022
Worst 3	-1.48	09/16/2022

Total Returns



This report may not be modified or altered in any way. The BLOOMBERG PROFESSIONAL service and BLOOMBERG Data are owned and distributed locally by Bloomberg Finance LP ("BFLP") and its subsidiaries in all jurisdictions other than Argentina, Bermuda, China, India, Japan and Korea (the ("BFLP Countries"). BFLP is a wholly-owned subsidiary of Bloomberg LP ("BLP"). BLP provides BFLP with all the global marketing and operational support and service for the Services and distributes the Services either directly or through a non-BFLP subsidiary in the BLP Countries. BFLP, BLP and their affiliates do not provide investment advice, and nothing herein shall constitute an offer of financial instruments by BFLP, BLP or their affiliates.

User Name: MANEL NOGUERON

Portfolio: TEIKO GLOBAL EQUITY &amp; FX

As-of Date: 1/6/2023

Currency: EUR

## Rentabilidad - Principal

	Total Return 1D (%)	Total Return MTD (%)	Total Return YTD (%)	P&L YTD
TEIKO GLOBAL EQUITY & FX	0.17	-2.49	-2.49	-52,409
Communication Services	0.51	-0.41	-0.41	-680
ALPHABET INC-CL A	0.51	-0.41	-0.41	-680
Consumer Discretionary	2.36	2.84	2.84	2,990
AMAZON.COM INC	2.73	3.09	3.09	2,925
OZON HOLDINGS PLC - ADR	-0.80	0.60	0.60	66
Financials	0.69	12.88	12.88	-4,995
ABN AMRO BANK NV-CVA	0.69	12.88	12.88	-4,995
Information Technology		0.13	0.13	276
APPLE INC		0.34	0.34	409
PALO ALTO NETWORKS INC		-0.13	-0.13	-133
Not Classified	0.00	-3.14	-3.14	-50,000
Short Margin of TEIKO GLOBAL EQUITY & FX	0.00	0.00	0.00	
TEIKO CURRENCY	0.00	-3.23	-3.23	-50,000

This report may not be modified or altered in any way. The BLOOMBERG PROFESSIONAL service and BLOOMBERG Data are owned and distributed locally by Bloomberg Finance LP ("BFLP") and its subsidiaries in all jurisdictions other than Argentina, Bermuda, China, India, Japan and Korea (the ("BFLP Countries"). BFLP is a wholly-owned subsidiary of Bloomberg LP ("BLP"). BLP provides BFLP with all the global marketing and operational support and service for the Services and distributes the Services either directly or through a non-BFLP subsidiary in the BLP Countries. BFLP, BLP and their affiliates do not provide investment advice, and nothing herein shall constitute an offer of financial instruments by BFLP, BLP or their affiliates.