

Portfolio: TEIKO GLOBAL EQUITY & FX

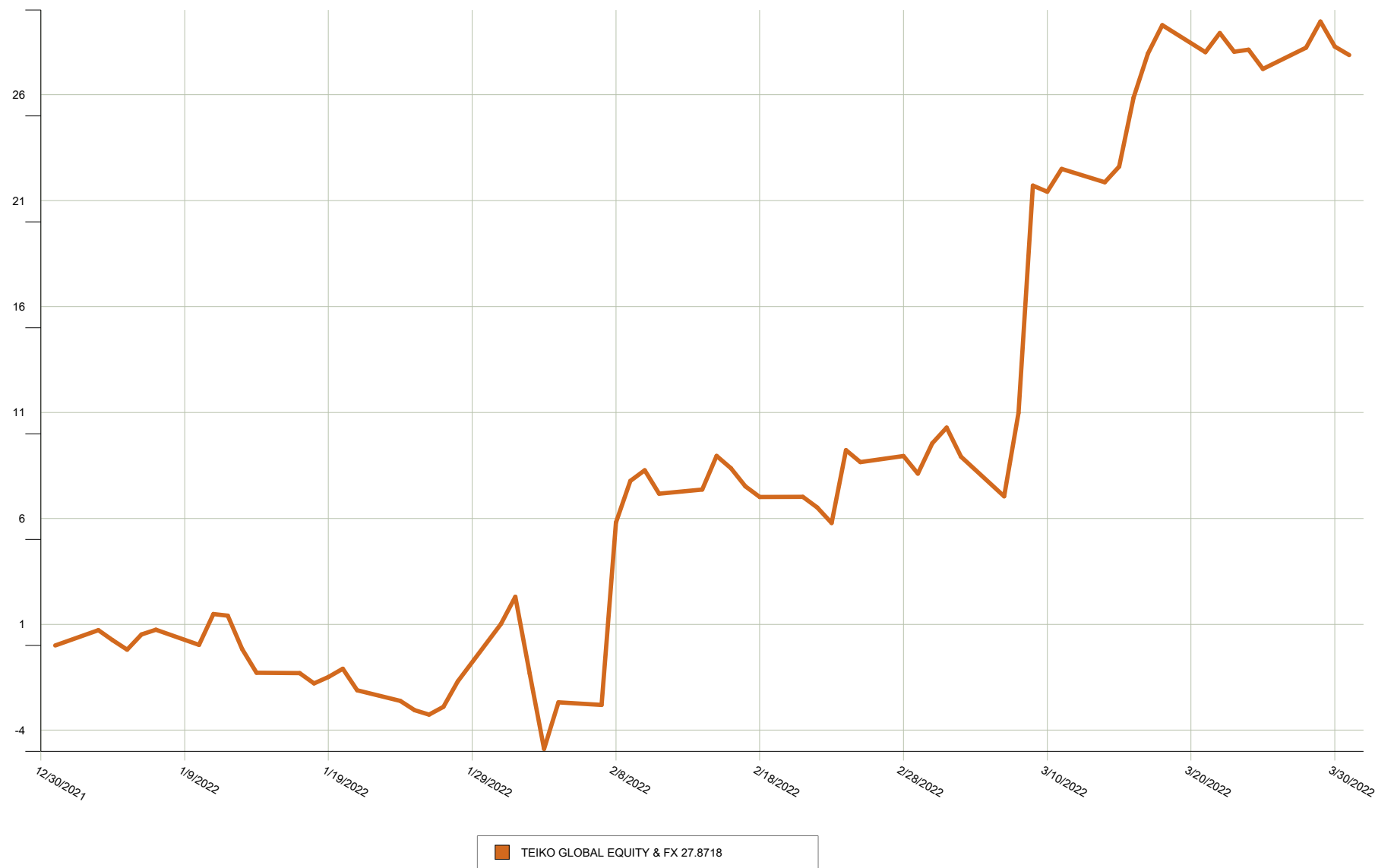
Benchmark: Default (None)

Start Date: 12/31/2021

End Date: 3/31/2022

Currency: EUR

Total Return %



This report may not be modified or altered in any way. The BLOOMBERG PROFESSIONAL service and BLOOMBERG Data are owned and distributed locally by Bloomberg Finance LP ("BFLP") and its subsidiaries in all jurisdictions other than Argentina, Bermuda, China, India, Japan and Korea (the "BFLP Countries"). BFLP is a wholly-owned subsidiary of Bloomberg LP ("BLP"). BLP provides BFLP with all the global marketing and operational support and service for the Services and distributes the Services either directly or through a non-BFLP subsidiary in the BLP Countries. BFLP, BLP and their affiliates do not provide investment advice, and nothing herein shall constitute an offer of financial instruments by BFLP, BLP or their affiliates.

User Name: MANEL NOGUERON

Portfolio: TEIKO GLOBAL EQUITY & FX

Start Date: 12/31/2021

End Date: 3/31/2022

Currency: EUR

Method: MAC

Atribución - Principal

	Total Return (%)	Contribution to Return (%)	Allocation Effect (%)	Selection Effect (%)	Currency Effect (%)	Transaction Effect (%)	Lev	Px Diff	Px Rtn	Inc Rtn	Curr Rtn
TEIKO GLOBAL EQUITY & FX	27.87	27.87							27.63	-0.03	0.27
Communication Services	-99.71	0.79							-100.10	0.00	0.39
NETFLIX INC	15.99	1.14							15.07	0.00	0.91
OMNICOM GROUP	-2.53	0.21							-2.47	0.00	-0.06
SNAP INC - A	-21.75	-0.96							-23.65	0.00	1.91
T-MOBILE US INC	-0.80	-0.04							-0.11	0.00	-0.70
TWITTER INC	-1.72	0.03							-2.97	0.00	1.26
WALT DISNEY CO/THE	5.11	0.41							6.63	0.00	-1.52
Consumer Discretionary	-98.16	-1.76							-106.50	0.00	8.34
ALIBABA GROUP HOLDING-SP ADR	-3.07	-0.22							-2.31	0.00	-0.76
DOORDASH INC - A	-2.76	-0.13							-2.07	0.00	-0.68
INDUSTRIA DE DISENO TEXTIL	-1.10	-0.07							-1.10	0.00	0.00
LVMH MOET HENNESSY LOUIS VUI	-3.79	0.25							-3.79	0.00	0.00
MERCEDES-BENZ GROUP AG	-0.70	0.04							-0.70	0.00	0.00
OZON HOLDINGS PLC - ADR	-59.94	-0.97							-61.33	0.00	1.39
PENN ENTERTAINMENT INC	-16.34	-0.63							-18.24	0.00	1.90
TRIP.COM GROUP LTD-ADR	-1.19	-0.02							-0.79	0.00	-0.39
Consumer Staples	-17.13	1.07							-17.68	0.00	0.55
ARCHER-DANIELS-MIDLAND CO	-2.24	0.18							-2.18	0.00	-0.06
COSTCO WHOLESALE CORP	-3.03	0.26							-2.99	0.00	-0.04
GENERAL MILLS INC	-1.51	0.11							-0.64	0.00	-0.87
HENKEL AG & CO KGAA VOR-PREF	3.35	0.23							3.35	0.00	0.00
PHILIP MORRIS INTERNATIONAL	-3.12	0.29							-3.99	0.00	0.88
Energy	-0.74	0.16							-1.70	0.78	0.18
CONOCOPHILLIPS	1.34	-0.11							0.61	0.50	0.24
EOG RESOURCES INC	-0.87	0.04							-1.54	0.73	-0.05
PHILLIPS 66	-2.69	0.23							-3.33	0.00	0.64
Financials	-54.29	-0.78							-57.74	1.55	1.89
BANK OF AMERICA CORP	-1.94	0.13							-0.91	0.00	-1.03
COMMERZBANK AG	-4.12	0.25							-4.12	0.00	0.00
UWM HOLDINGS CORP	-18.43	-1.16							-21.79	2.02	1.34
Health Care	12.56	0.62							9.97	0.00	2.59
BIONTECH SE-ADR	9.58	0.67							8.97	0.00	0.61
KONINKLIJKE PHILIPS NV	-5.08	-0.21							-5.08	0.00	0.00
MEDTRONIC PLC	0.10	0.01							0.27	0.00	-0.17
MODERNA INC	7.57	0.15							4.86	0.00	2.72
Industrials	10.34	-1.27							6.63	0.41	3.30
COPART INC	-3.76	0.07							-3.73	0.00	-0.04
LOCKHEED MARTIN CORP	1.29	-0.06							0.38	0.00	0.91
NORTHROP GRUMMAN CORP	13.90	-1.40							12.62	0.42	0.87
OSHKOSH CORP	-2.41	0.12							-2.69	0.00	0.28
Information Technology	-20.54	-3.60							-22.51	0.00	1.97
ADVANCED MICRO DEVICES	6.62	0.41							7.43	0.00	-0.81
COGNIZANT TECH SOLUTIONS-A	-2.87	0.34							-2.39	0.00	-0.48
KEYSIGHT TECHNOLOGIES IN	-8.75	0.58							-8.98	0.00	0.23
MARQETA INC-A	-2.24	-0.07							-1.16	0.00	-1.07
PAYPAL HOLDINGS INC	-37.29	-4.87							-39.05	0.00	1.76
WORLDLINE SA	1.02	0.01							1.02	0.00	0.00
Materials	2.47	-0.19							2.23	0.00	0.24
ALCOA CORP	2.47	-0.19							2.23	0.00	0.24
Real Estate	-29.73	-0.55							-31.96	0.00	2.23
OPENDOOR TECHNOLOGIES INC	-29.73	-0.55							-31.96	0.00	2.23

This report may not be modified or altered in any way. The BLOOMBERG PROFESSIONAL service and BLOOMBERG Data are owned and distributed locally by Bloomberg Finance LP ("BFLP") and its subsidiaries in all jurisdictions other than Argentina, Bermuda, China, India, Japan and Korea (the "BFLP Countries"). BFLP is a wholly-owned subsidiary of Bloomberg LP ("BLP"). BLP provides BFLP with all the global marketing and operational support and service for the Services and distributes the Services either directly or through a non-BFLP subsidiary in the BLP Countries. BFLP, BLP and their affiliates do not provide investment advice, and nothing herein shall constitute an offer of financial instruments by BFLP, BLP or their affiliates.

User Name: MANEL NOGUERON

Portfolio: TEIKO GLOBAL EQUITY & FX

Start Date: 12/31/2021

End Date: 3/31/2022

Currency: EUR

Method: MAC

	Total Return (%)	Contribution to Return (%)	Allocation Effect (%)	Selection Effect (%)	Currency Effect (%)	Transaction Effect (%)	Lev	Px Diff	Px Rtn	Inc Rtn	Curr Rtn
Not Classified	59.12	33.38							59.12	0.00	0.00
Short Margin of TEIKO GLOBAL EQUITY & FX	0.00	0.00							0.00	0.00	0.00
TEIKO CURRENCY	68.95	33.38							68.95	0.00	0.00

This report may not be modified or altered in any way. The BLOOMBERG PROFESSIONAL service and BLOOMBERG Data are owned and distributed locally by Bloomberg Finance LP ("BFLP") and its subsidiaries in all jurisdictions other than Argentina, Bermuda, China, India, Japan and Korea (the "BFLP Countries"). BFLP is a wholly-owned subsidiary of Bloomberg LP ("BLP"). BLP provides BFLP with all the global marketing and operational support and service for the Services and distributes the Services either directly or through a non-BFLP subsidiary in the BLP Countries. BFLP, BLP and their affiliates do not provide investment advice, and nothing herein shall constitute an offer of financial instruments by BFLP, BLP or their affiliates.

Portfolio: TEIKO GLOBAL EQUITY & FX

Benchmark: Default (None)

Start Date: 12/31/2021

End Date: 3/31/2022

Currency: EUR

Price: PRIMARY

Return Unit: Percentage

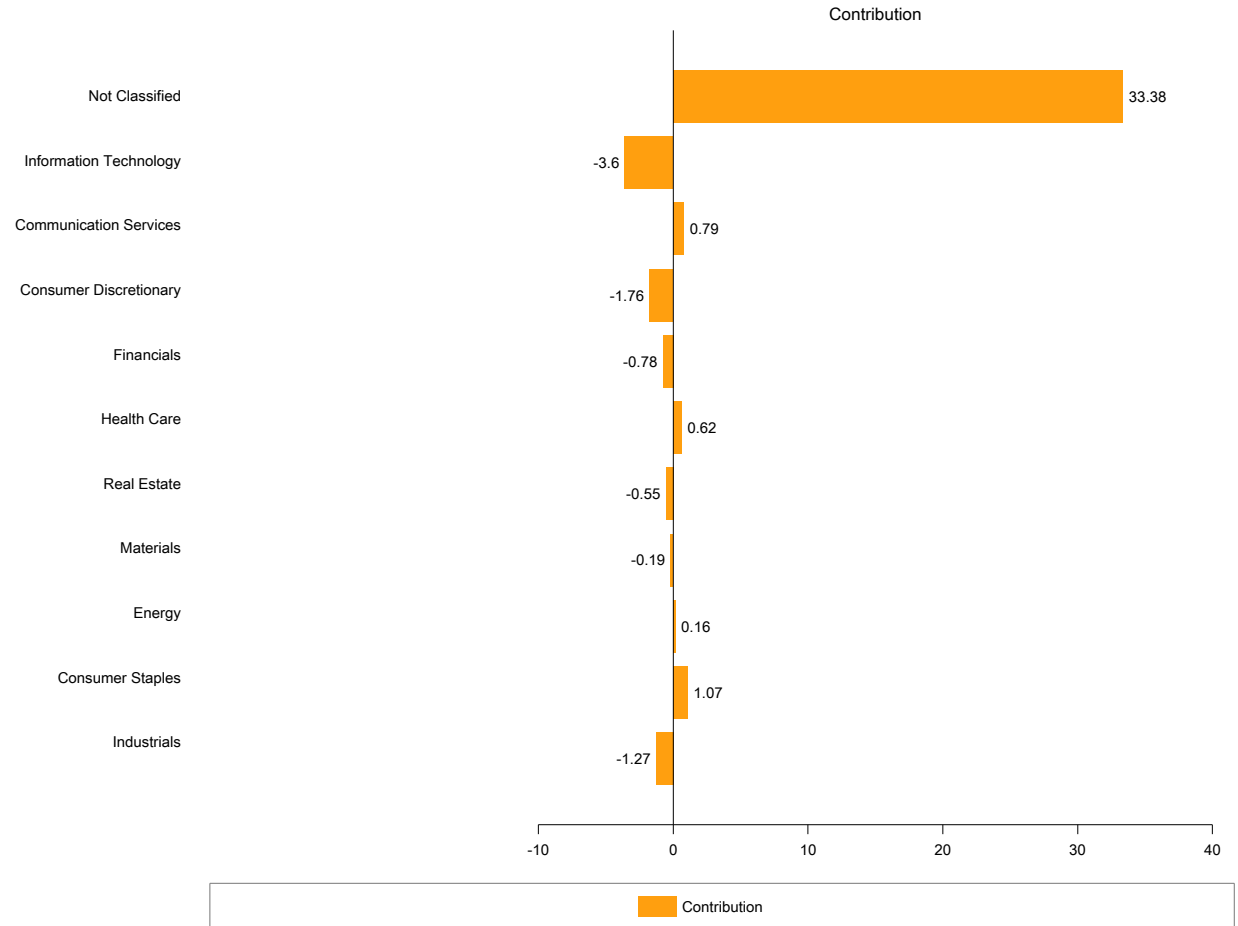
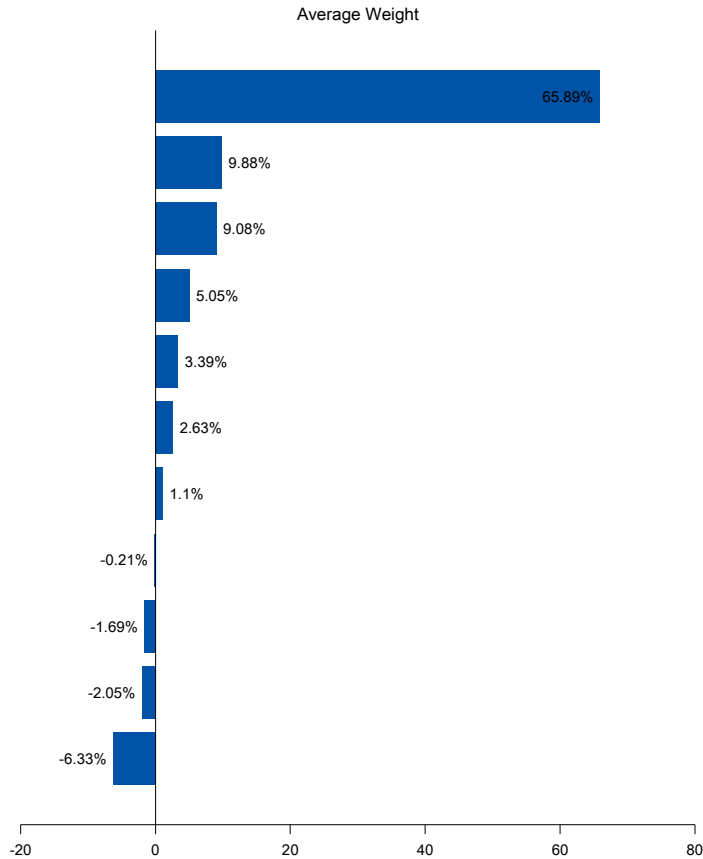
Method: MAC

Return Summary

Return Summary	
Portfolio Return	27.87
Active Return	

Active Return Attribution Summary

Sum of Allocated Factors	
--------------------------	--



This report may not be modified or altered in any way. The BLOOMBERG PROFESSIONAL service and BLOOMBERG Data are owned and distributed locally by Bloomberg Finance LP ("BFLP") and its subsidiaries in all jurisdictions other than Argentina, Bermuda, China, India, Japan and Korea (the "BFLP Countries"). BFLP is a wholly-owned subsidiary of Bloomberg LP ("BLP"). BLP provides BFLP with all the global marketing and operational support and service for the Services and distributes the Services either directly or through a non-BFLP subsidiary in the BLP Countries. BFLP, BLP and their affiliates do not provide investment advice, and nothing herein shall constitute an offer of financial instruments by BFLP, BLP or their affiliates.

User Name: MANEL NOGUERON

Portfolio: TEIKO GLOBAL EQUITY & FX

As-of Date: 1/6/2023

Currency: EUR

Risk Model: Integrated Multi-Asset

Horizon: 1 year (252 days)

Reporting Units: Returns (%)

Tracking Error - Tracking error/Volatilidad

	% Weight		Gross Weight		Total Risk		Contribution (%)		Beta	
	Port	+/-		+/-		+/-		+/-		Port
TEIKO GLOBAL EQUITY & FX	97.59	97.59	133.39		4.27		100.00			
Communication Services	9.07	9.07	62.84		2.78		57.93			
ALPHABET INC-CL A	9.07	9.07	62.84		2.78		57.93			
Consumer Discretionary	5.96	5.96	37.16		2.26		43.42			
AMAZON.COM INC	5.36	5.36	37.16		2.26		43.42			
OZON HOLDINGS PLC - ADR	0.60	0.60								
Financials	-2.41	-2.41	16.69		0.77		-1.35			
ABN AMRO BANK NV-CVA	-2.41	-2.41	16.69		0.77		-1.35			
Not Classified	84.97	84.97	16.69		0.00		0.00			
Short Margin of TEIKO GLOBAL EQUITY & FX	2.41	2.41	16.69		0.00		0.00			
TEIKO CURRENCY	82.56	82.56								

This report may not be modified or altered in any way. The BLOOMBERG PROFESSIONAL service and BLOOMBERG Data are owned and distributed locally by Bloomberg Finance LP ("BFLP") and its subsidiaries in all jurisdictions other than Argentina, Bermuda, China, India, Japan and Korea (the "BFLP Countries"). BFLP is a wholly-owned subsidiary of Bloomberg LP ("BLP"). BLP provides BFLP with all the global marketing and operational support and service for the Services and distributes the Services either directly or through a non-BFLP subsidiary in the BLP Countries. BFLP, BLP and their affiliates do not provide investment advice, and nothing herein shall constitute an offer of financial instruments by BFLP, BLP or their affiliates.

Bloomberg

PORT Tracking Error Report

User Name: MANEL NOGUERON Portfolio: TEIKO GLOBAL EQUITY & FX As-of Date: 1/6/2023 Currency: EUR Risk Model: Integrated Multi-Asset
 Horizon: 1 year (252 days) Reporting Units: Returns (%)

Proxies

Identifier	Name	Reason	Source	Proxy Description	Proxy Price	Proxy Char	Proxy Exposure	Proxy FX Exposure
OZON US Equity	OZON HOLDINGS PLC - ADR	Not covered by model.	Portfolio					
.TEIKOCR SM Equity	TEIKO CURRENCY	Not covered by model.	Portfolio					

This report may not be modified or altered in any way. The BLOOMBERG PROFESSIONAL service and BLOOMBERG Data are owned and distributed locally by Bloomberg Finance LP ("BFLP") and its subsidiaries in all jurisdictions other than Argentina, Bermuda, China, India, Japan and Korea (the "BFLP Countries"). BFLP is a wholly-owned subsidiary of Bloomberg LP ("BLP"). BLP provides BFLP with all the global marketing and operational support and service for the Services and distributes the Services either directly or through a non-BFLP subsidiary in the BLP Countries. BFLP, BLP and their affiliates do not provide investment advice, and nothing herein shall constitute an offer of financial instruments by BFLP, BLP or their affiliates.

Portfolio: TEIKO GLOBAL EQUITY & FX

Benchmark: Default (None)

Start Date: 12/31/2021

End Date: 3/31/2022

Currency: EUR

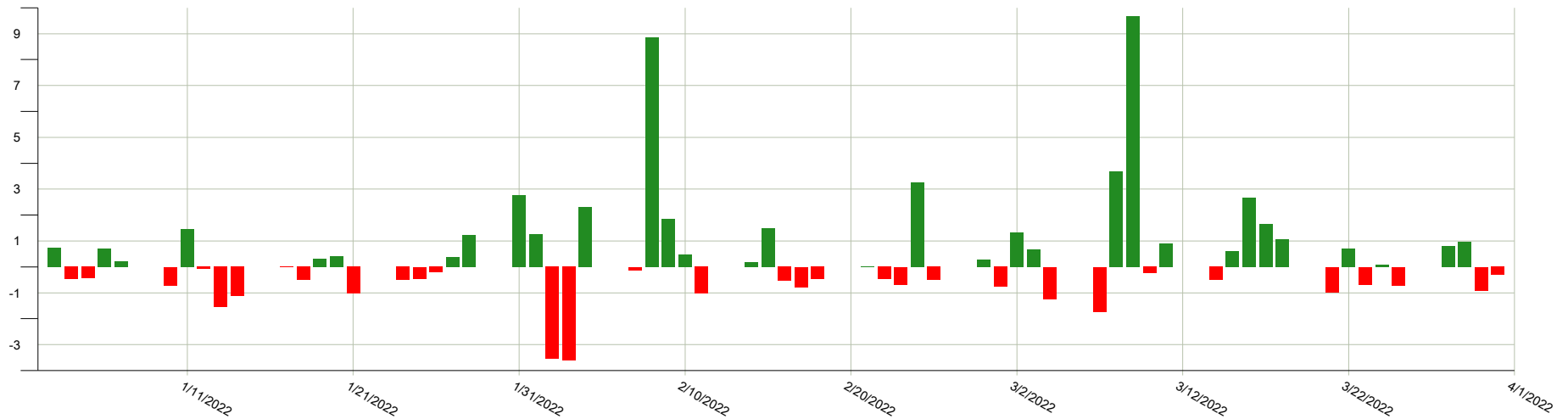
Period Analysis

	Up	Down	Total
Number	32	32	64
Percentage	50	50	100
Average	1.65	-0.84	0.41
Standard Dev.	2.20	0.82	2.07
Max Sequence	4	5	5
Avg Sequence	1.78	1.78	1.78

Best-Worst

	Performance	Date
Best 1	9.66	03/09/2022
Best 2	8.86	02/08/2022
Best 3	3.68	03/08/2022
Worst 1	-3.61	02/03/2022
Worst 2	-3.54	02/02/2022
Worst 3	-1.72	03/07/2022

Total Returns



This report may not be modified or altered in any way. The BLOOMBERG PROFESSIONAL service and BLOOMBERG Data are owned and distributed locally by Bloomberg Finance LP ("BFLP") and its subsidiaries in all jurisdictions other than Argentina, Bermuda, China, India, Japan and Korea (the ("BFLP Countries"). BFLP is a wholly-owned subsidiary of Bloomberg LP ("BLP"). BLP provides BFLP with all the global marketing and operational support and service for the Services and distributes the Services either directly or through a non-BFLP subsidiary in the BLP Countries. BFLP, BLP and their affiliates do not provide investment advice, and nothing herein shall constitute an offer of financial instruments by BFLP, BLP or their affiliates.

User Name: MANEL NOGUERON

Portfolio: TEIKO GLOBAL EQUITY & FX

As-of Date: 1/6/2023

Currency: EUR

Rentabilidad - Principal

	Total Return 1D (%)	Total Return MTD (%)	Total Return YTD (%)	P&L YTD
TEIKO GLOBAL EQUITY & FX	0.17	-2.49	-2.49	-52,409
Communication Services	0.51	-0.41	-0.41	-680
ALPHABET INC-CL A	0.51	-0.41	-0.41	-680
Consumer Discretionary	2.36	2.84	2.84	2,990
AMAZON.COM INC	2.73	3.09	3.09	2,925
OZON HOLDINGS PLC - ADR	-0.80	0.60	0.60	66
Financials	0.69	12.88	12.88	-4,995
ABN AMRO BANK NV-CVA	0.69	12.88	12.88	-4,995
Information Technology		0.13	0.13	276
APPLE INC		0.34	0.34	409
PALO ALTO NETWORKS INC		-0.13	-0.13	-133
Not Classified	0.00	-3.14	-3.14	-50,000
Short Margin of TEIKO GLOBAL EQUITY & FX	0.00	0.00	0.00	
TEIKO CURRENCY	0.00	-3.23	-3.23	-50,000

This report may not be modified or altered in any way. The BLOOMBERG PROFESSIONAL service and BLOOMBERG Data are owned and distributed locally by Bloomberg Finance LP ("BFLP") and its subsidiaries in all jurisdictions other than Argentina, Bermuda, China, India, Japan and Korea (the ("BFLP Countries"). BFLP is a wholly-owned subsidiary of Bloomberg LP ("BLP"). BLP provides BFLP with all the global marketing and operational support and service for the Services and distributes the Services either directly or through a non-BFLP subsidiary in the BLP Countries. BFLP, BLP and their affiliates do not provide investment advice, and nothing herein shall constitute an offer of financial instruments by BFLP, BLP or their affiliates.